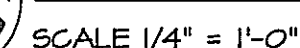
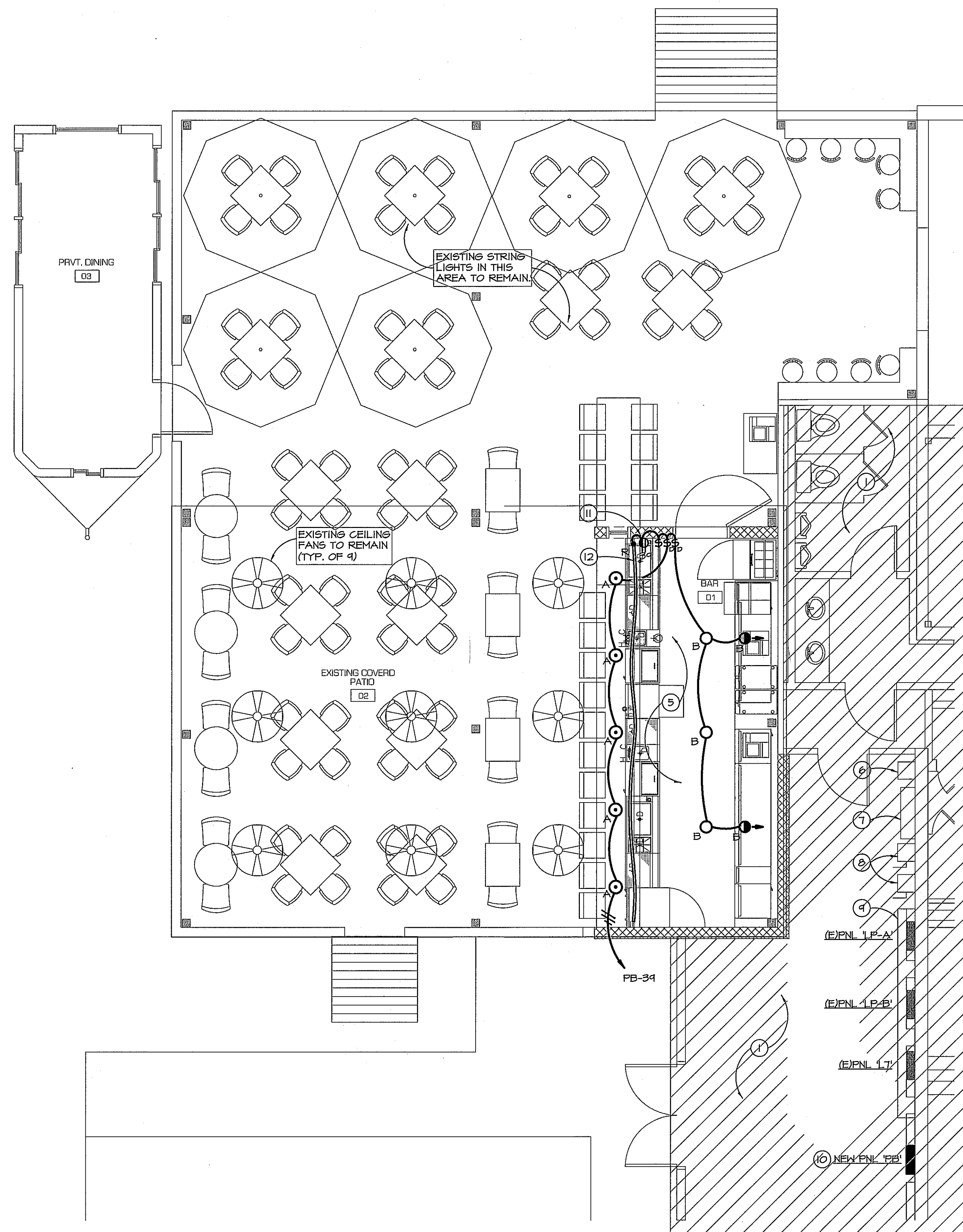
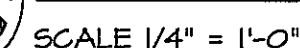

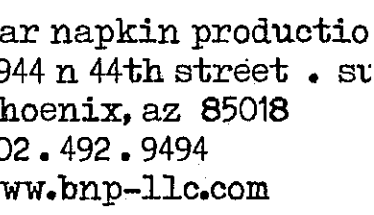


LEGEND

DR-PROVIDE DEDICATED DUPLEX RECEPTACLE
SR-PROVIDE DEDICATED SINGLE RECEPTACLE NEMA CONFIGURATION AS PER KITCHEN CONSULTANT
JB-HARD CONNECTION TO JUNCTION BOX
FS - HARD CONNECTION TO FUSED DISCONNECT SWITCH, SIZE, POLES AND FUSING AS PER MFR'S RECOMMENDATION, NEMA RATING SUITABLE FOR ENVIRONMENT.



- ① EXISTING RESTAURANT NOT IN SCOPE OF WORK.
- ② ROLL UP DOOR, 1/2 HP, 120V. PROVIDE MANUAL MOTOR STARTER WITH THERMAL OVERLOADS AT UNIT. PROVIDE KEYPED SWITCH PER MANUFACTURERS SPEC. COORDINATE SWITCH LOCATION WITH OWNER REP.
- ③ BACK BAR TELEVISION OUTLET AND RECEPTACLE MOUNTED HIGH ON WALL. VERIFY EXACT MOUNTING HEIGHT AND LOCATION WITH ARCHITECT. PRIOR TO RACE TV OUTLET, PROVIDE 4X4 RECESSED BACK BOX WITH SINGLE GANG MUD RING. EXTEND 3/4" E.C. WITH PULL STRING STUBBED 6" INTO ACCESSIBLE CEILING SPACE.
- ④ REFER AND COORDINATE KITCHEN EQUIPMENT CONSULTANT DRAWINGS FOR DEVICE MOUNTING HEIGHTS AND LOCATIONS AND VERIFY ELECTRICAL REQUIREMENTS PRIOR TO ROUGH-IN.
- ⑤ EXISTING CEILING FANS IN NEW BAR AREA TO BE REMOVED AND RETURNED TO OWNER. REMOVE ASSOCIATED CONDUIT AND WIRE BACK TO SOURCE MAKE SAFE.
- ⑥ EXISTING UTILITY COMPANY METER.
- ⑦ EXISTING 1200A, 120/240, 3Ø, 4W DELTA OVERHEAD SERVICE ENTRANCE AND CT. CAN (NEMA-3R).
- ⑧ EXISTING 400/3 NEMA-3R DISCONNECT SWITCH WITH 400A FUSES.
- ⑨ EXISTING NEMA-3R SERVICE WIRING GUTTER (12"x12"x12'-0").
- ⑩ CONTRACTOR SHALL FIELD VERIFY, COORDINATE WITH OWNER EXISTING CONDITIONS AND LOCATION OF NEW PANEL 'FB' PRIOR TO ROUGH-IN.
- ⑪ PROVIDE SWITCHED RECEPTACLE IN ACCESSIBLE SPACE BELOW BAR COUNTER TOP SURFACE. FOR TASK LIGHT TYPE 'R' POWER CORD CONNECTION. CORRELATE RECEPTACLE LOCATION WITH ARCHITECT AND KITCHEN CONSULTANT.
- ⑫ TASK LIGHT 'R' TO BE MOUNTED ON THE UNDERSIDE OF THE BAR COUNTER TOP. COORDINATE EXACT PLACEMENT IN FIELD WITH OWNER AND ARCHITECT. PROVIDE ADDIQUITE NUMBER OF MOUNTING CLIPS SO ROPE LIGHT HOLDS TIGHT TO UNDERSIDE OF BAR TOP AS NOT TO SAG AWAY FROM MOUNTING SURFACE. EXTEND POWER CORD AND TO SWITCHED RECEPTACLE.



ELECTRICAL
& I

[illegible]