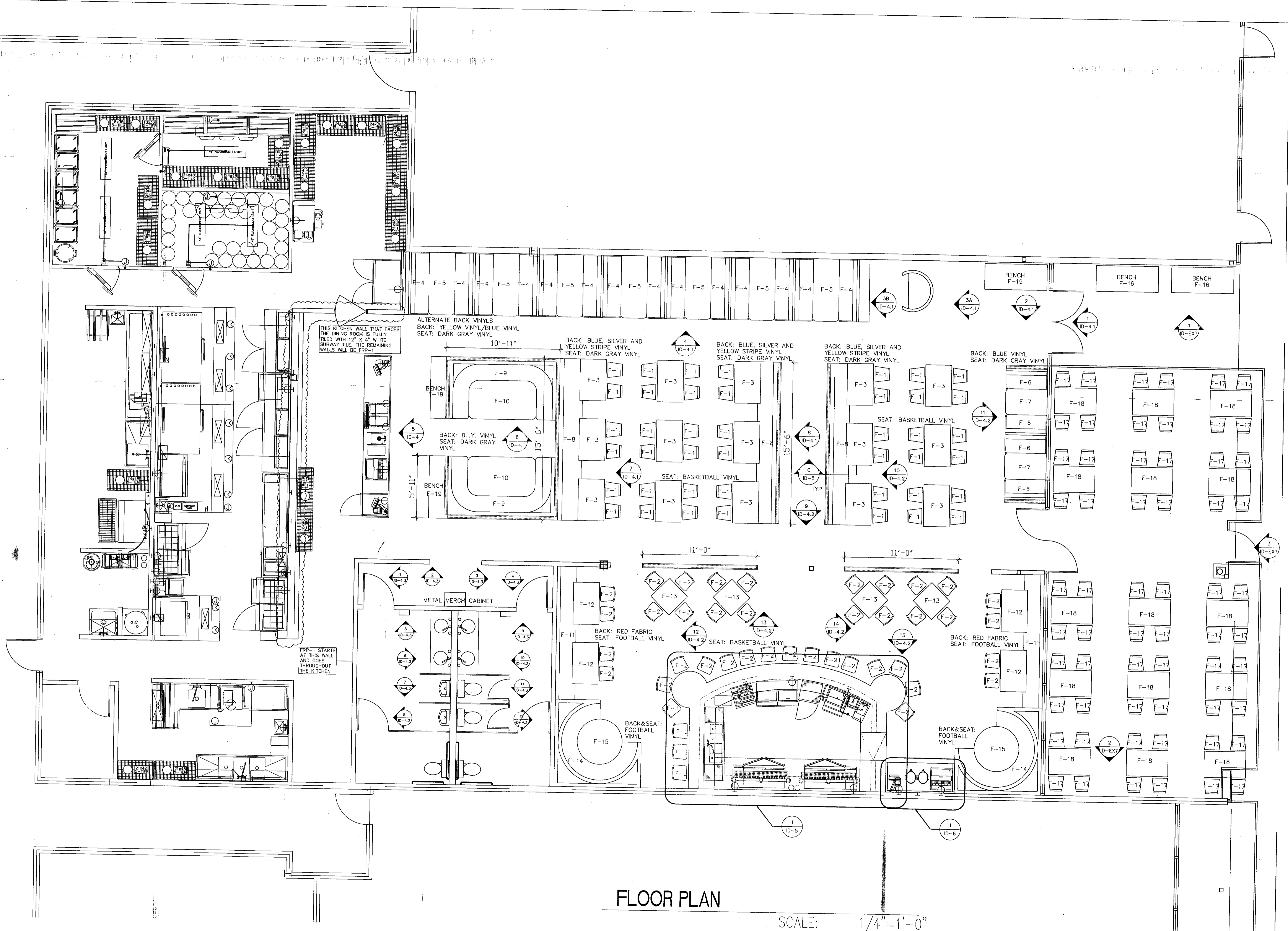


**COPYRIGHT NOTICE:**  
 Designs and drawings created by Z-Space Architecture, Inc. are the property of Z-Space Architecture, Inc. and are not to be used, copied, or disclosed to any other party without the written permission of Z-Space Architecture, Inc. If used for any other reason, the user is immediately liable to Z-Space Architecture, Inc. for all legal expenses, including commissions and legal fees.

REVISIONS	
No.	DATE

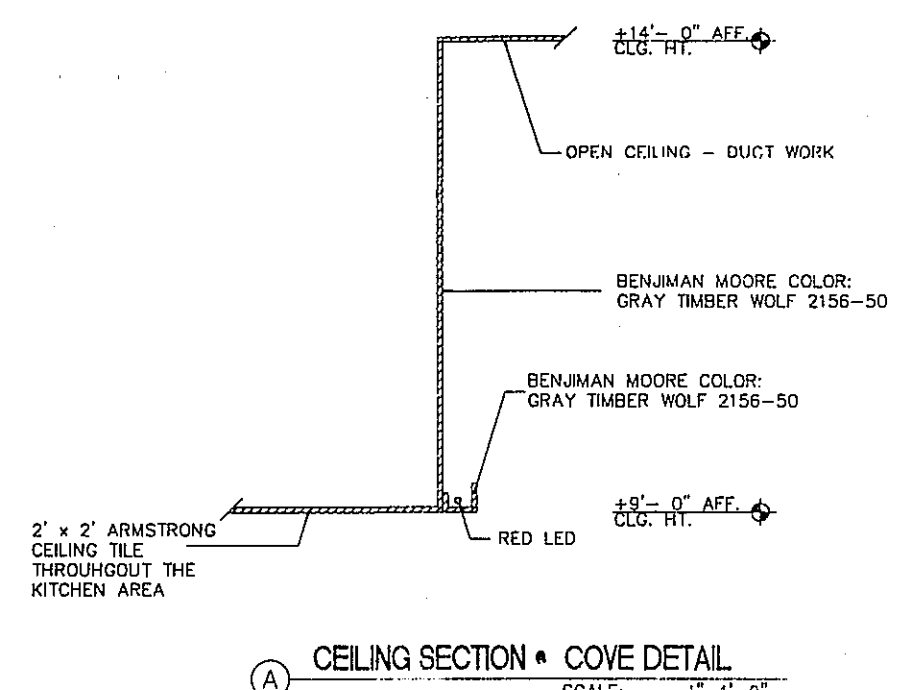
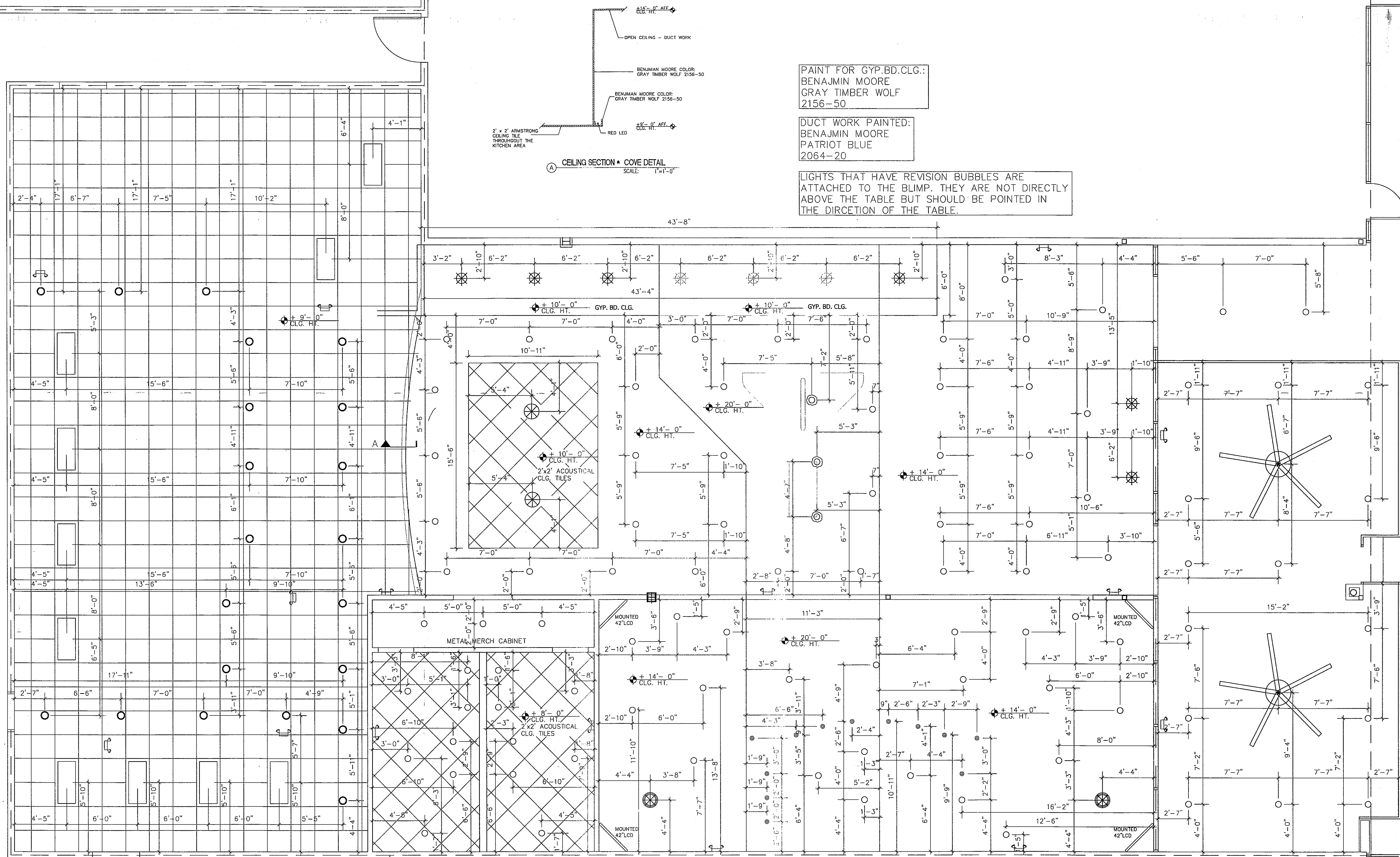
DATE: 03/06/2012  
 SCALE: AS SHOWN  
 DRAWN BY: RJ  
 DESIGN BY: FZ  
 CHK'D. BY: SM  
 FILE NO:

FLOOR PLAN  
 JOB NO. 1201  
 SHEET NO. ID-1



**FLOOR PLAN**

SCALE: 1/4" = 1'-0"



PAINT FOR GYP.BD.CLG.:  
BENJAMIN MOORE  
GRAY TIMBER WOLF  
2156-50

DUCT WORK PAINTED:  
BENJAMIN MOORE  
PATRIOT BLUE  
2064-20

LIGHTS THAT HAVE REVISION BUBBLES ARE ATTACHED TO THE BLIMP. THEY ARE NOT DIRECTLY ABOVE THE TABLE BUT SHOULD BE POINTED IN THE DIRECTION OF THE TABLE.

CAN LIGHTING THROUGHOUT (12"0" A.F.F.)

REFLECTED CEILING PLAN

SCALE: 1/4"=1'-0"

**COPYRIGHT NOTICE:** This drawing is the property of Z-SPACE, INC. and is to be used only for the project and location specified. No part of this drawing may be reproduced, stored in a retrieval system, or transmitted in any form or by any means, electronic, mechanical, photocopying, recording, or by any information storage and retrieval system, without the prior written permission of Z-SPACE, INC. If used for any other reason, the user is immediately liable to Z-SPACE, INC. for all legal expenses, including attorney's fees.

REVISIONS	
No.	DATE

DATE: 03/06/2012  
SCALE: AS SHOWN  
DRAWN BY: PJ  
DESIGN BY: FZ  
CHK'D. BY: SM  
FILE NO:

LIGHT FIXTURE SCHEDULE

SYMBOL	TYPE	QTY.	DESCRIPTION	MANUFACTURER	MODEL	LAMP	FIXT. MOUNTING HT.	REMARKS	INSTALLED BY
○	L-1	96	HANGING CAN DOWNSPOTS	HALO LIGHTING: ELLIOTT ELECTRIC SUPPLY. DEVIN RAY (281) 548-0169	H1312 BAFFLE DOWNSPOT FINISH: WHITE (P)	150W BR40	12' - 0" A.F.F.	ALL FIXTURES ON DIMMERS BY G.C.. FOR LOCATIONS PLEASE ID-2	G.C.
⊙	L-2	12	HANGING CAN PIN SPOTS	HALO LIGHTING: ELLIOTT ELECTRIC SUPPLY. DEVIN RAY (281) 548-0169	H1312 BAFFLE DOWNSPOT FINISH: WHITE (P)	ANY PIN SPOT LAMP	12' - 0" A.F.F.	ALL FIXTURES ON DIMMERS BY G.C.. FOR LOCATIONS PLEASE ID-2	G.C.
⊗	L-3	9	BOOTH PENDANTS	THE ORIGINAL CAST LIGHTING: ADDISON PARRISH. RANDY PARRISH (770)458-9911 EXT.434	WESTPORT: WPE W:14" H:16" WP1-P1AA-14-CL-SMP-- 1IN150-120-54-ULD	(1) 150W EDISON BASED LAMP	5' - 6" A.F.F.	ALL FIXTURES ON DIMMERS BY G.C.. FOR LOCATIONS PLEASE ID-2	G.C.
⊗	L-4	2	PARTY BOOTH PENDANTS	TROY LIGHTING: TOMMY MOSS (404)622-6886	TOLEDO F2776 H:10 1/4", L:48", W: 14" FINISH: OLD SILVER	(3) 100W MED BASE	5' - 6" A.F.F.	ALL FIXTURES ON DIMMERS BY G.C.. FOR LOCATIONS PLEASE ID-2	G.C.
⊗	L-5	2	BAR PENDANTS	DONOVAN LIGHTING. BRIAN DONOVAN (607)256-3640	METRO PENDANT BD 1802 W: 12.5 H:8" FINISH: SATIN ALUMINUM	100W A-LAMP	6' - 0" A.F.F.	ALL FIXTURES ON DIMMERS BY G.C.. FOR LOCATIONS PLEASE ID-2	G.C.
⊗	L-6	2	BIG ASS FANS	BIG ASS FANS (877)244-3267	ISIS DIA.: 8', H: 2'3" FINISH: CLEAR ANODIZED ALUMINUM WITH BLACK TIPS	NO LIGHT	9' - 6" A.F.F.	ALL FIXTURES ON DIMMERS BY G.C.. FOR LOCATIONS PLEASE ID-2	G.C.
—	L-6	1 LOT	INDIRECT LIGHT OVER KITCHEN AREA	HALO LIGHTING: ELLIOTT ELECTRIC SUPPLY. DEVIN RAY (281) 548-0169	LMT 1200-WWL (LUMIRON) COLOR: RED LED	1.5 WATTS/FOOT	VERIFY W/REP	ALL FIXTURES ON DIMMERS BY G.C.. FOR LOCATIONS PLEASE ID-2	G.C.

ALL LIGHT FIXTURE ON DIMMERS

**COPYRIGHT NOTICE:**  
Designs and Details indicated on this Drawing are for use on this Project only, and are not to be used for any other project, person, firm, or corporation, without written permission of N-SPACE. No part of this drawing may be used for any other reason, without the written permission of N-SPACE, INC. FOR FULL PAYMENT, INCLUDING COMMISSIONS AND LEGAL EXPENSES.

REVISIONS	
No.	DATE

DATE: 03/06/2012  
SCALE: AS SHOWN  
DRAWN BY: PJ  
DESIGN BY: PZ  
CHK'D. BY: SM  
FILE NO:

CEILING PLAN SCHEDULE

JOB NO.  
1201

SHEET NO.  
ID-2.1



**COPYRIGHT NOTICE**  
 Designs and Details indicate this Drawing are for use on this Project and this Location only, and are not to be reproduced, copied, or used by any person, firm or contractor without the written permission of Z-SPACE, INC. If used for any other reason, Z-SPACE, INC. shall be immediately notified including COMMISSIONS AND LEGAL EXPENSES.

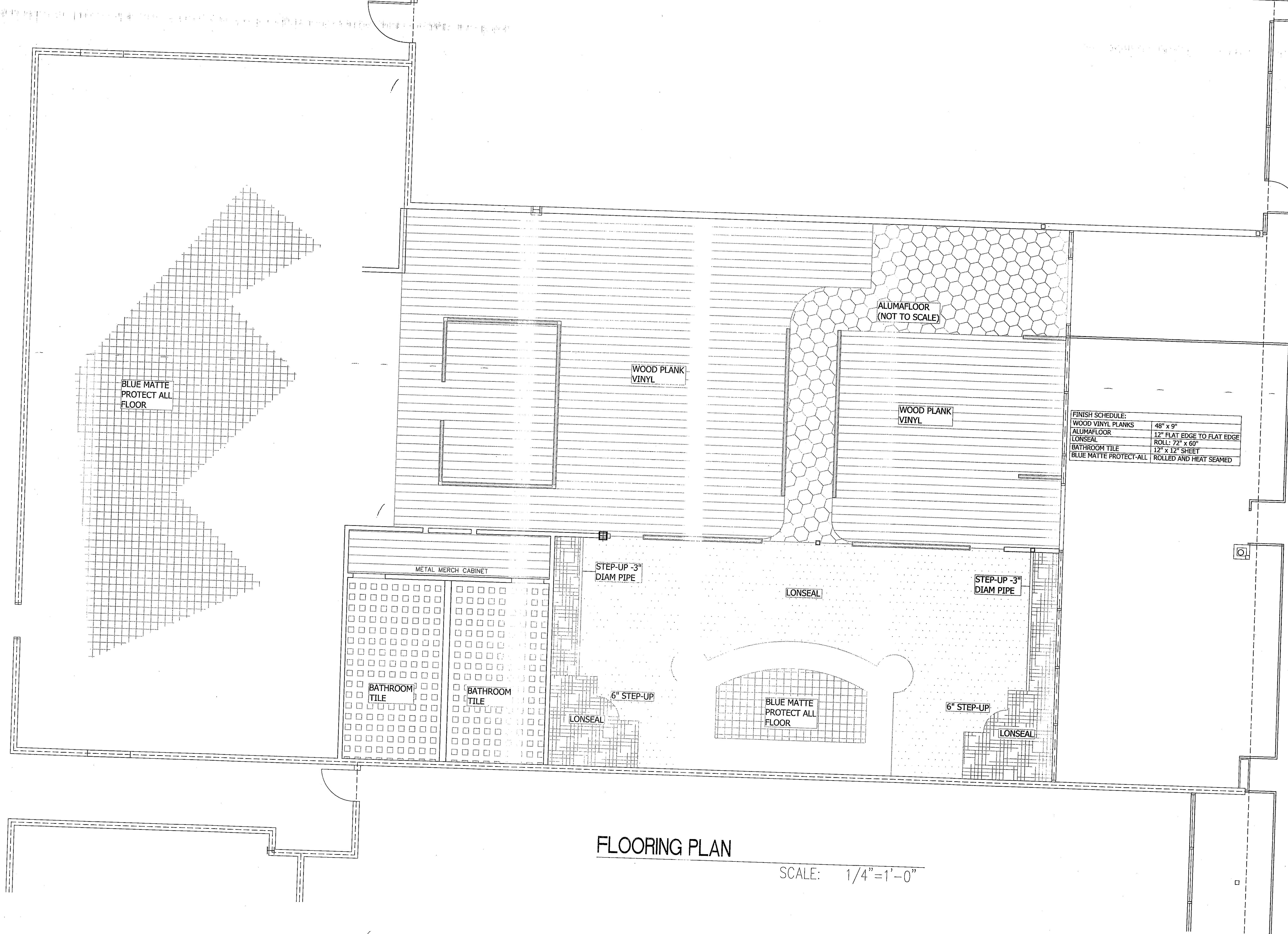
REVISIONS	
No.	DATE

DATE: 03/08/2012  
 SCALE: AS SHOWN  
 DRAWN BY: PJ  
 DESIGN BY: PJ  
 CHK'D. BY: SM  
 FILE NO:

FLOOR FINISH PLAN

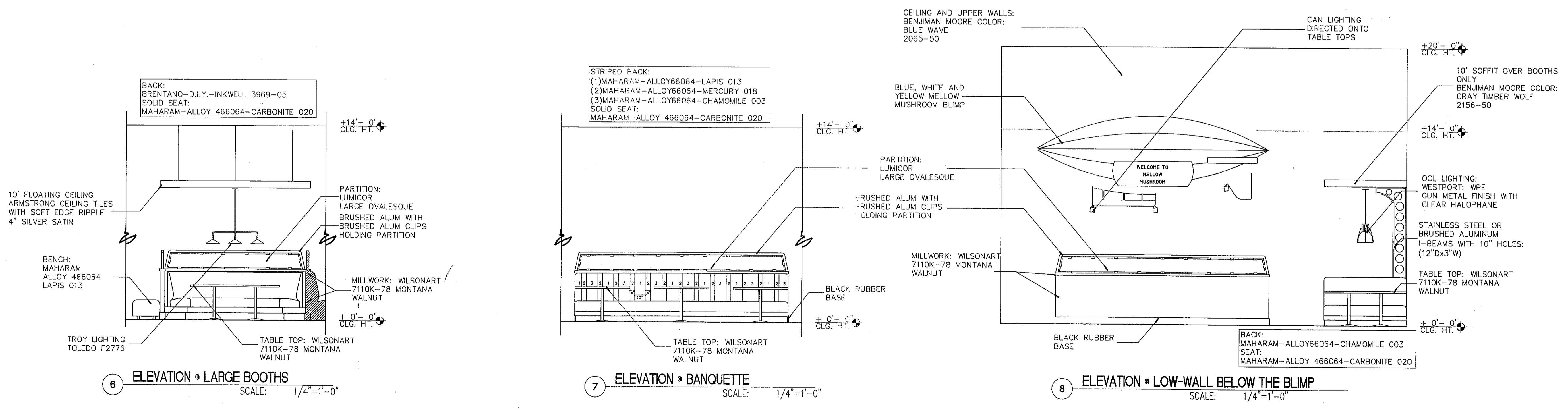
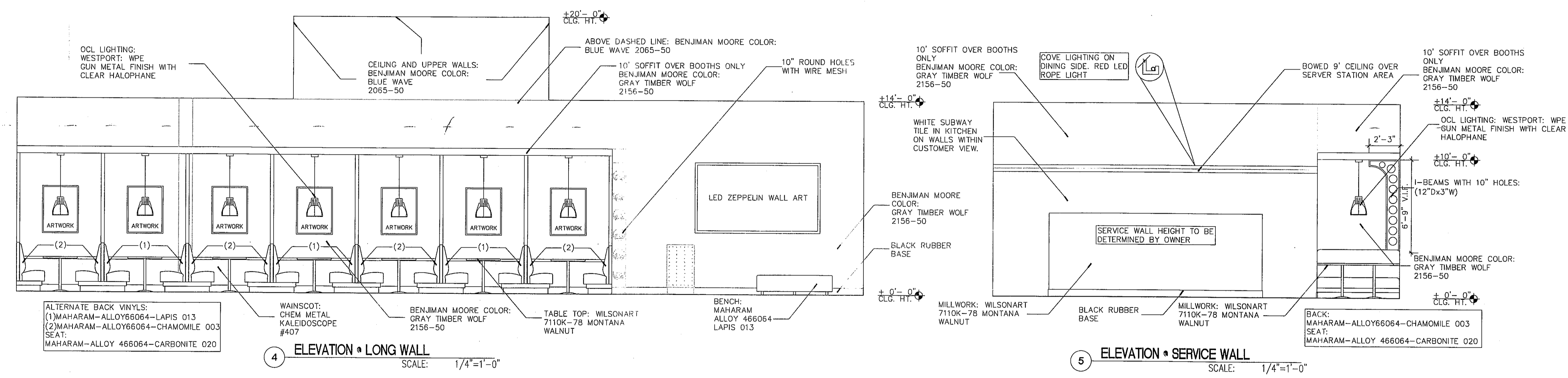
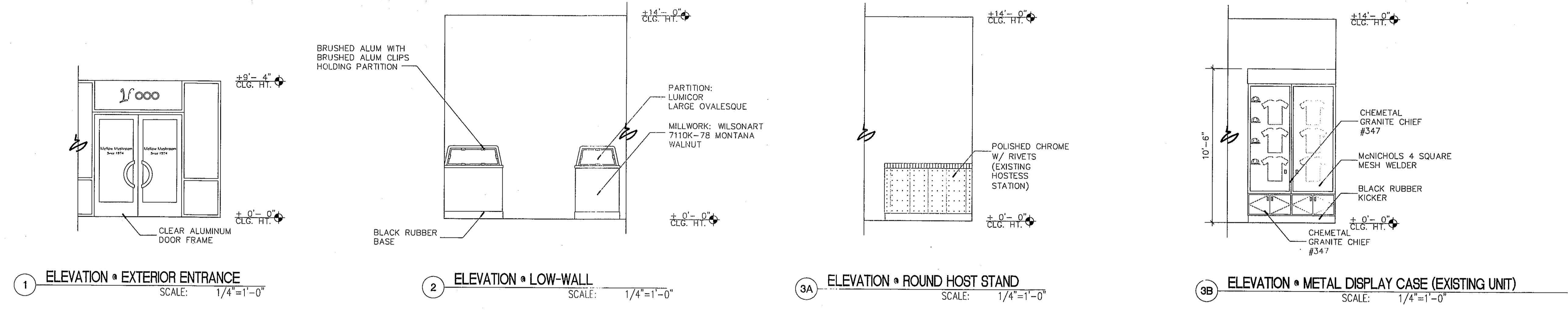
JOB NO.  
1201

SHEET NO.  
ID-3



FINISH SCHEDULE:	
WOOD VINYL PLANKS	48" x 9"
ALUMAFLOOR	12" FLAT EDGE TO FLAT EDGE
LONSEAL	ROLL: 72" x 60"
BATHROOM TILE	12" x 12" SHEET
BLUE MATTE PROTECT-ALL	ROLLED AND HEAT SEALED

**FLOORING PLAN**  
 SCALE: 1/4"=1'-0"



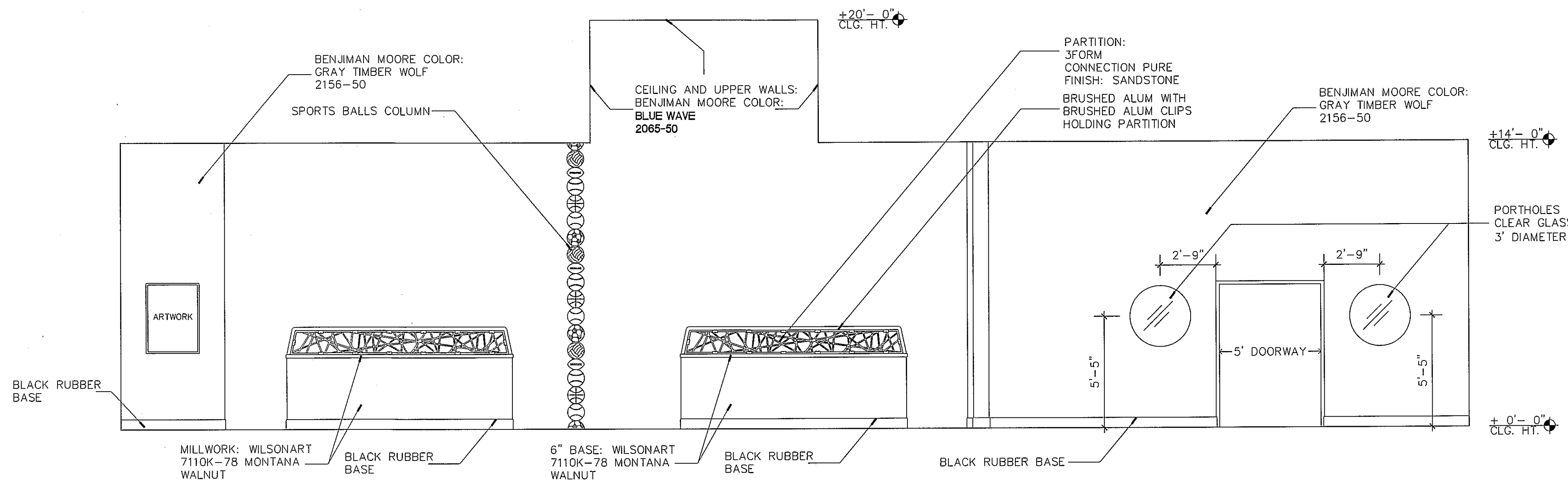
**COPYRIGHT NOTICE:**  
 Designs and Details indicated on this Drawing are for use on this Project only. No part of this Drawing may be used by, or disclosed to, any person, firm, or corporation, without written permission of Z-SPACE, INC. The user is immediately liable to Z-SPACE, INC. for FULL PAYMENT, INCLUDING COMMISSIONS AND LEGAL EXPENSES.

REVISIONS	
No.	DATE

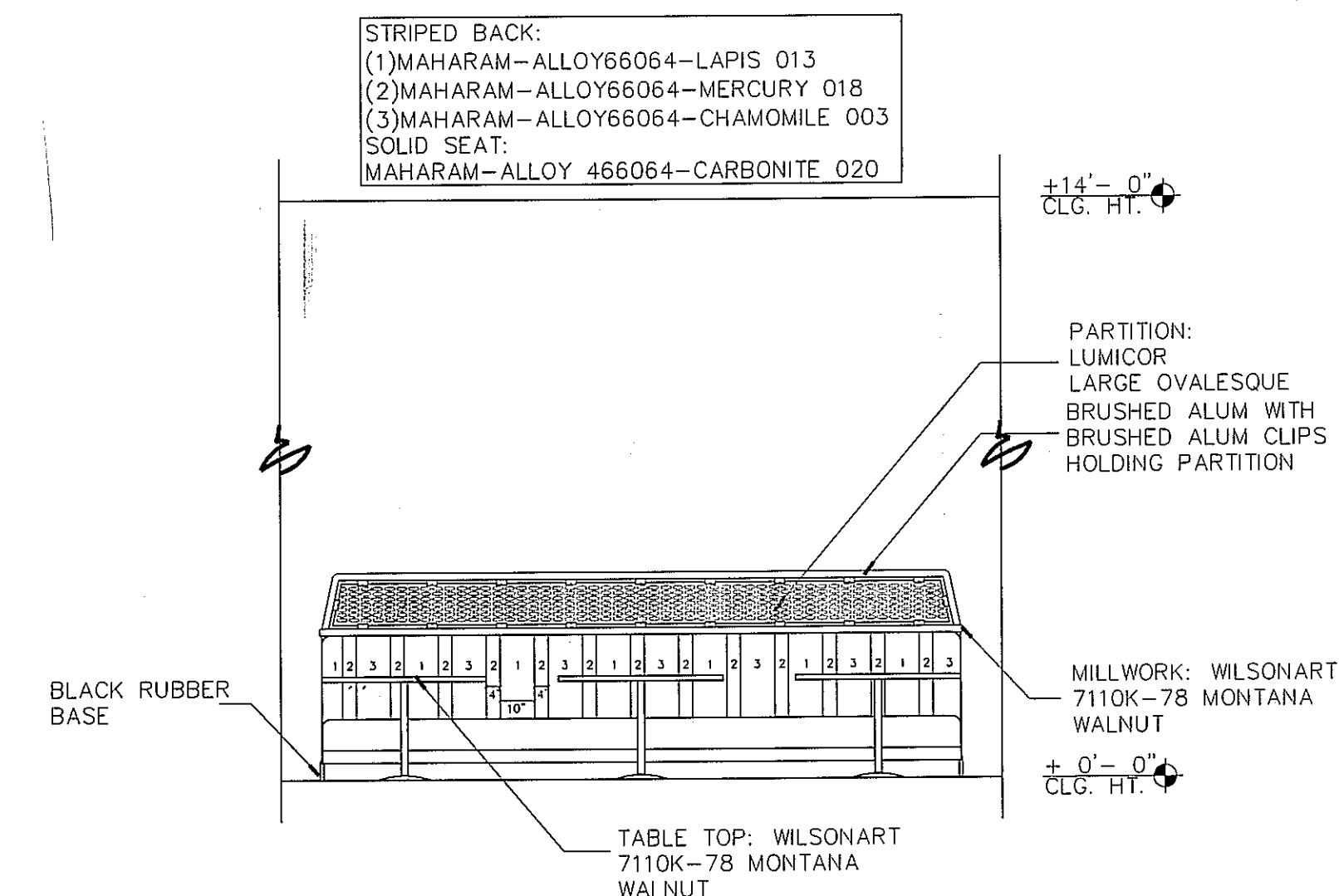
DATE: 03/06/2012  
 SCALE: AS SHOWN  
 DRAWN BY: PJ  
 DESIGN BY: PJ  
 CHK'D BY: SM  
 FILE NO:

ELEVATIONS  
 JOB NO. 1201  
 SHEET NO. ID-4.1

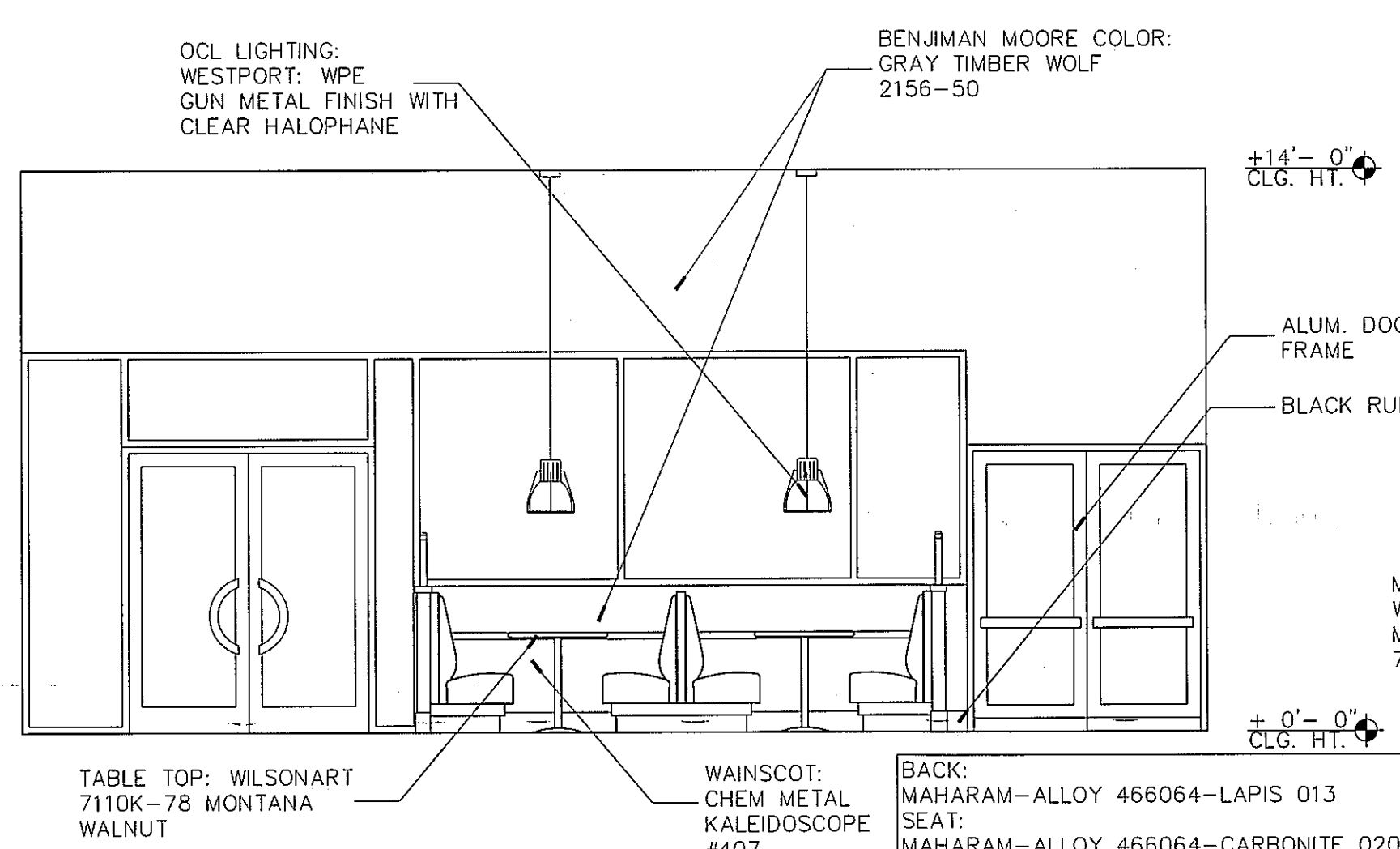




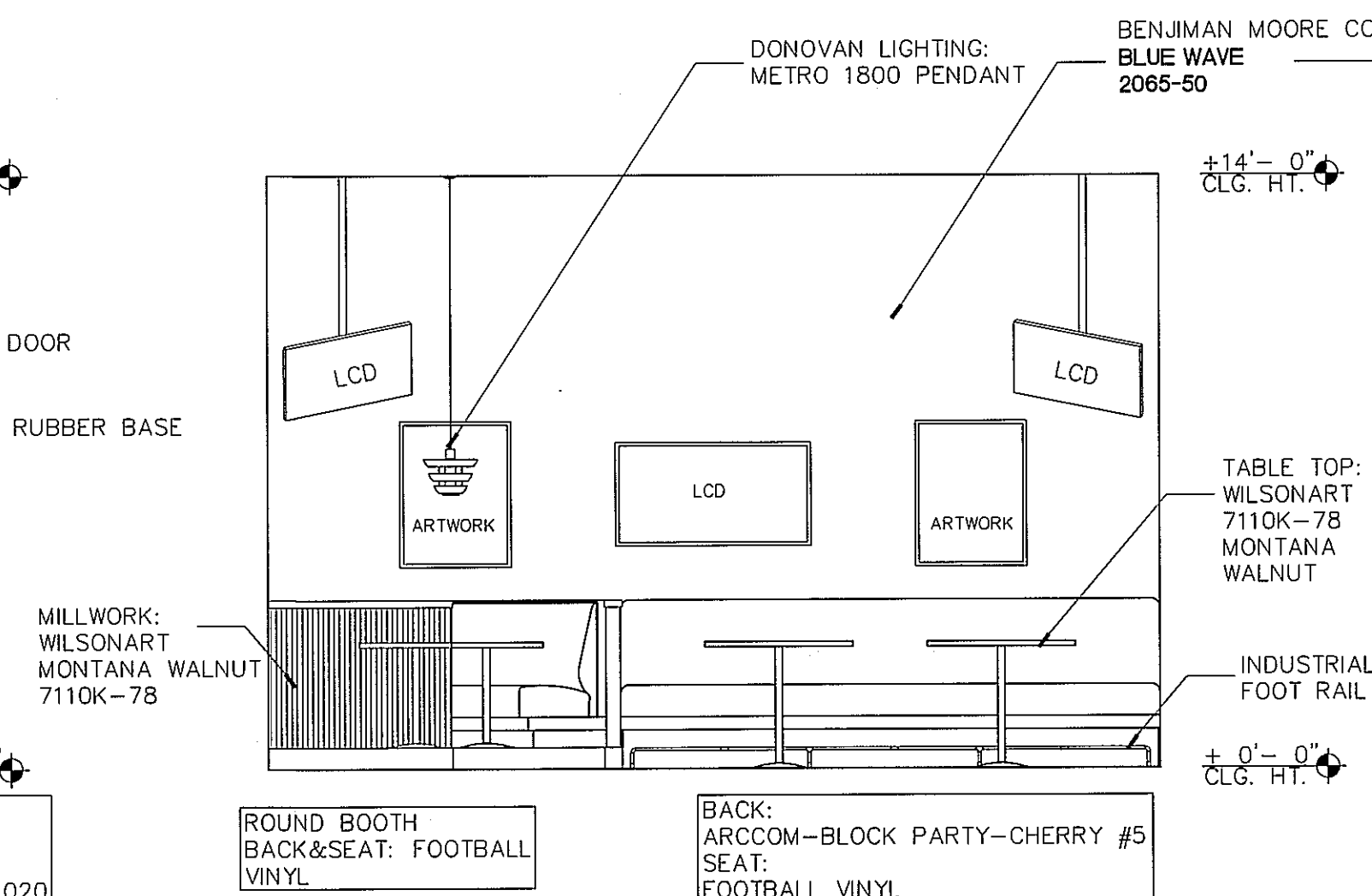
9 ELEVATION \* LOOKING INTO THE BAR AREA  
SCALE: 1/4"=1'-0"



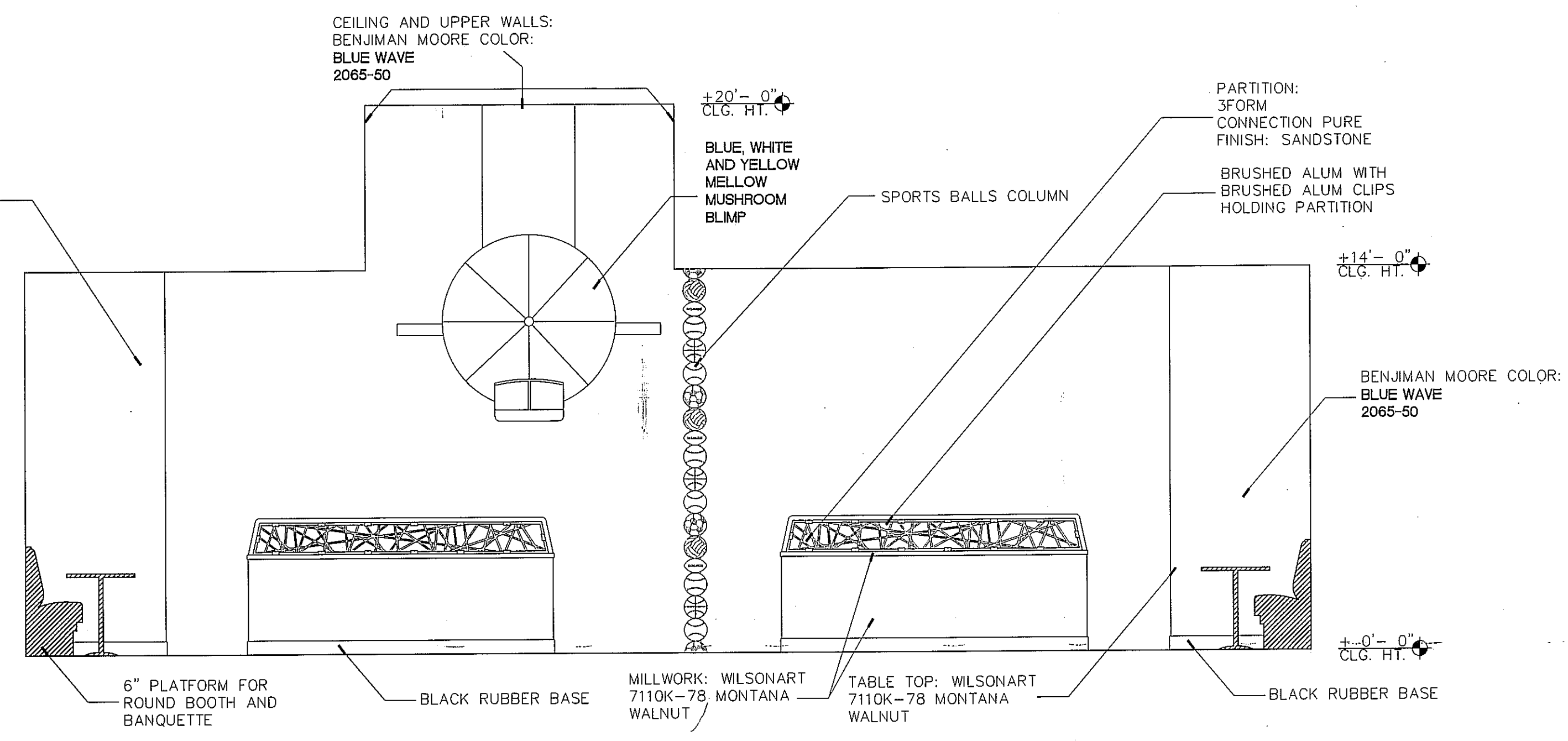
10 ELEVATION \* BANQUETTE  
SCALE: 1/4"=1'-0"



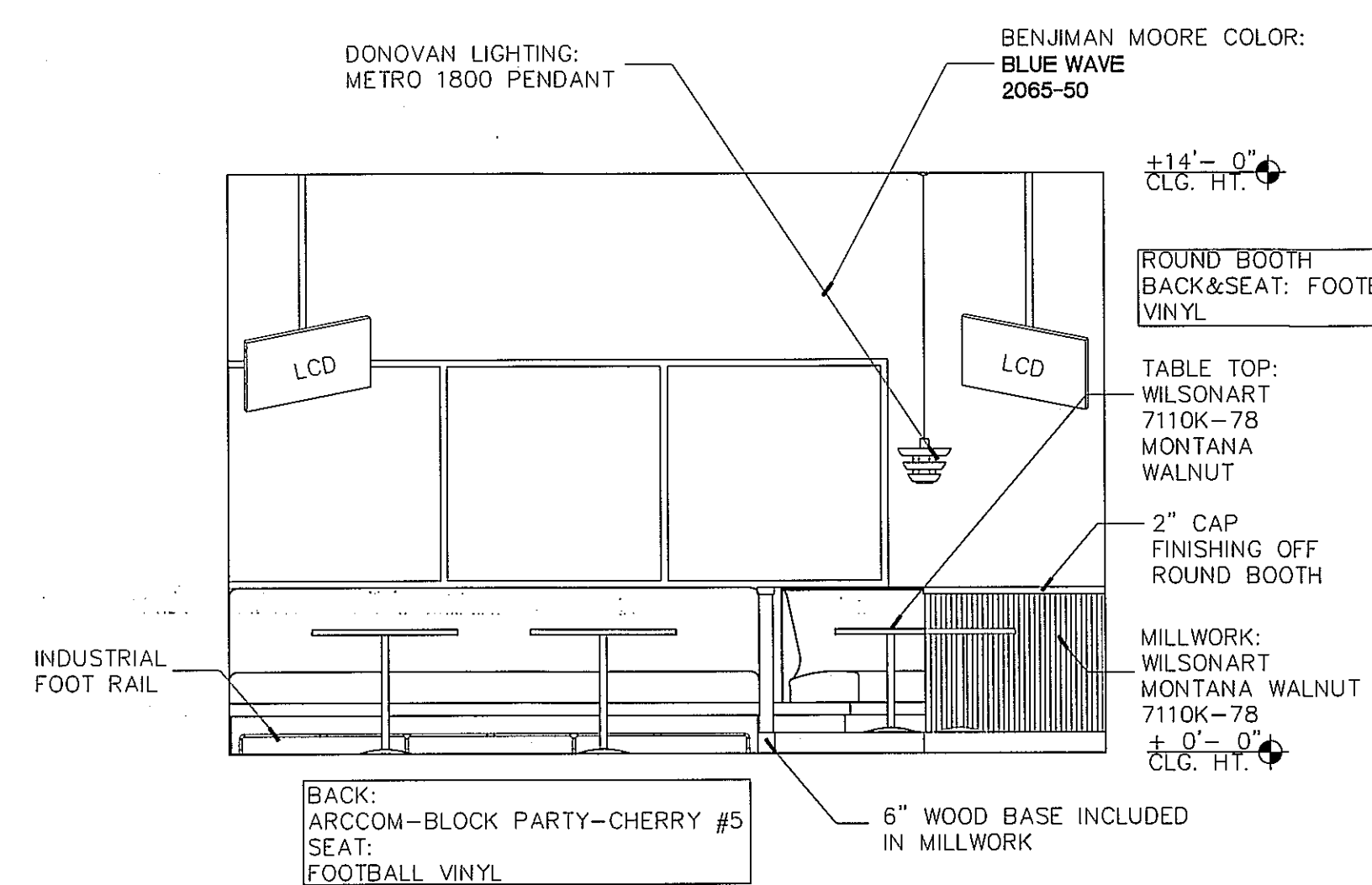
11 ELEVATION \* BOOTHS + ENTRANCE  
SCALE: 1/4"=1'-0"



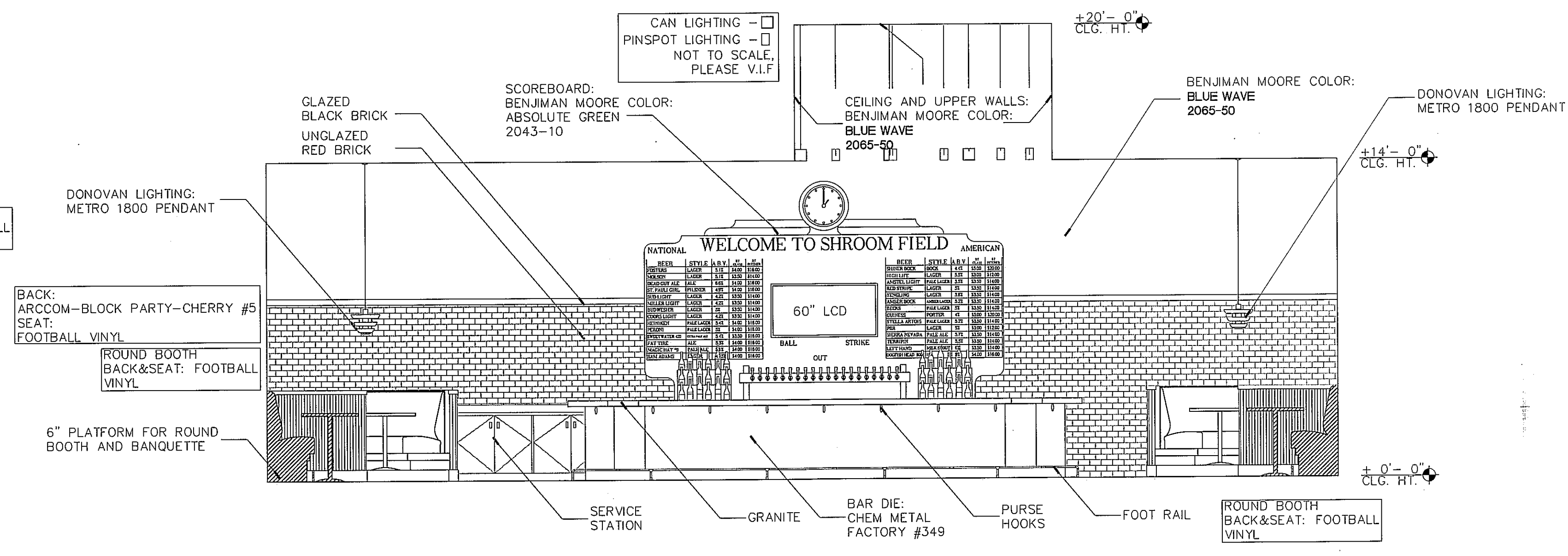
12 ELEVATION \* BANQUETTE + ROUND BOOTH  
SCALE: 1/4"=1'-0"



13 ELEVATION \* LOW-WALLS IN THE BAR  
SCALE: 1/4"=1'-0"



14 ELEVATION \* BANQUETTE + ROUND BOOTH  
SCALE: 1/4"=1'-0"



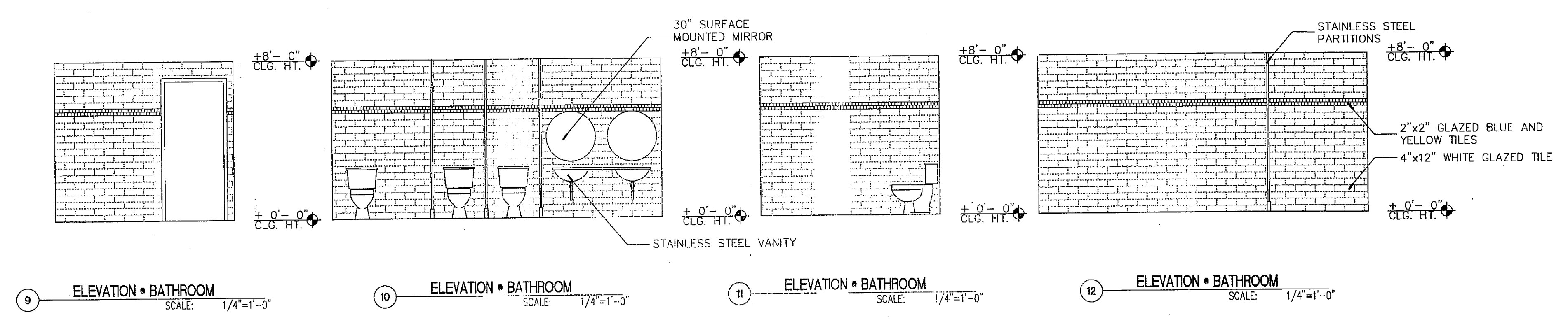
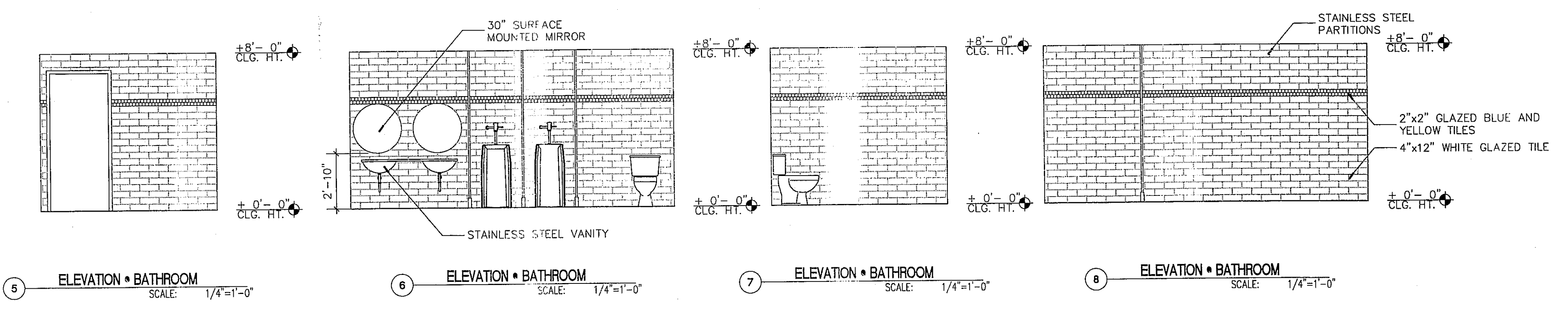
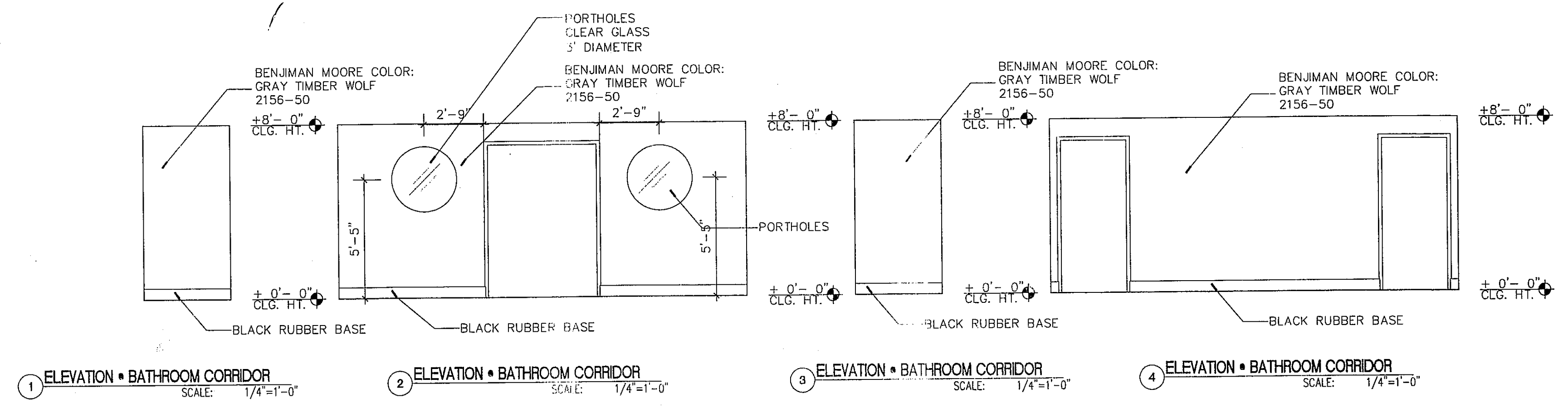
15 ELEVATION \* BAR  
SCALE: 1/4"=1'-0"

**COPYRIGHT NOTICE**  
This drawing is the property of Z-SPACE, INC. and is to be used only for the project and location specified. No part of this drawing may be reproduced, stored in a retrieval system, or transmitted in any form or by any means, electronic, mechanical, photocopying, recording, or by any information storage and retrieval system, without the prior written permission of Z-SPACE, INC. If used for any other reason, the user is immediately liable to Z-SPACE, INC. for FULL PAYMENT OF ATTORNEY'S FEES, COSTS, COMMISSIONS AND LEGAL EXPENSES.

REVISIONS	DATE	BY
No.		

DATE: 03/06/2012  
SCALE: AS SHOWN  
DRAWN BY: PJ  
DESIGN BY: FZ  
CHK'D. BY: SM  
FILE NO:

ELEVATIONS  
JOB NO. 1201  
SHEET NO. ID-42

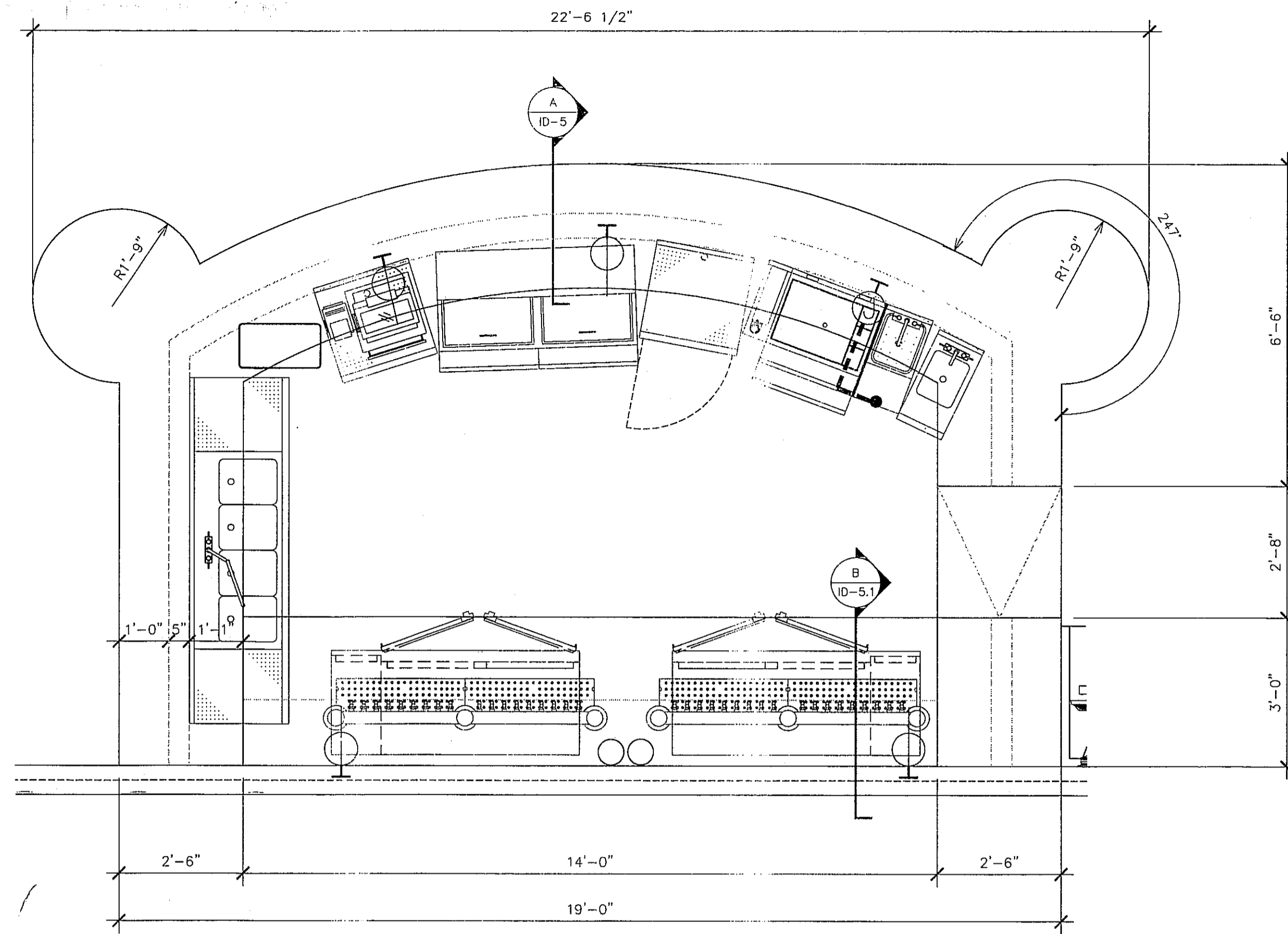


**COPYRIGHT NOTICE:**  
 Designs and details indicated on this drawing are the property of Z-SPACE, INC. and are not to be used by, or disclosed to, any person, firm, or corporation, without the written consent of Z-SPACE, INC. If used for any other reason, the user is immediately liable to Z-SPACE, INC. for FULL PAYMENT OF ALL REASONABLE ATTORNEY'S FEES, COMMISSIONS AND LEGAL EXPENSES.

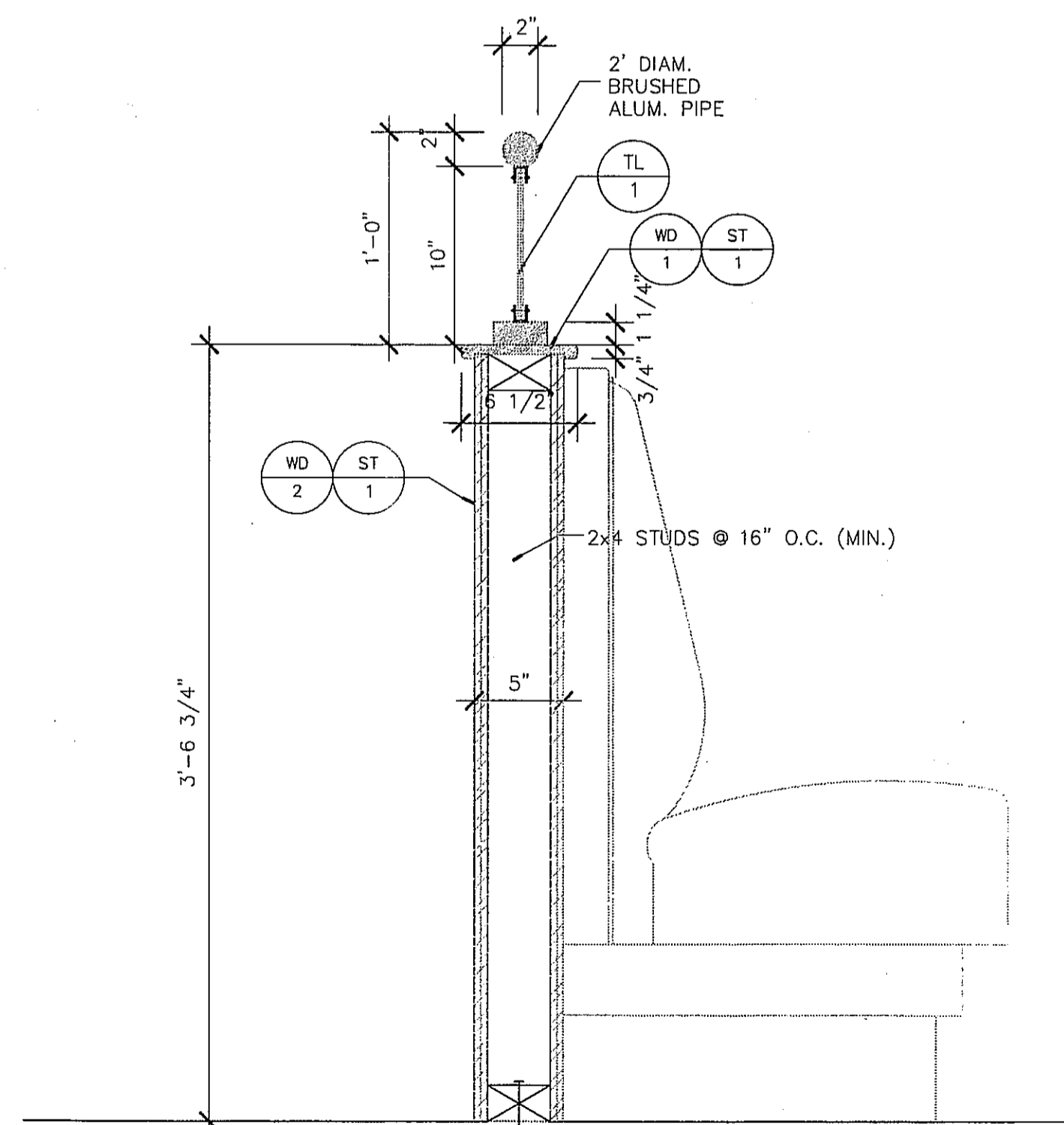
REVISIONS	
No.	DATE

DATE: 03/06/2012  
 SCALE: AS SHOWN  
 DRAWN BY: PJ  
 DESIGN BY: PJ  
 CHK'D. BY: SM  
 FILE NO:

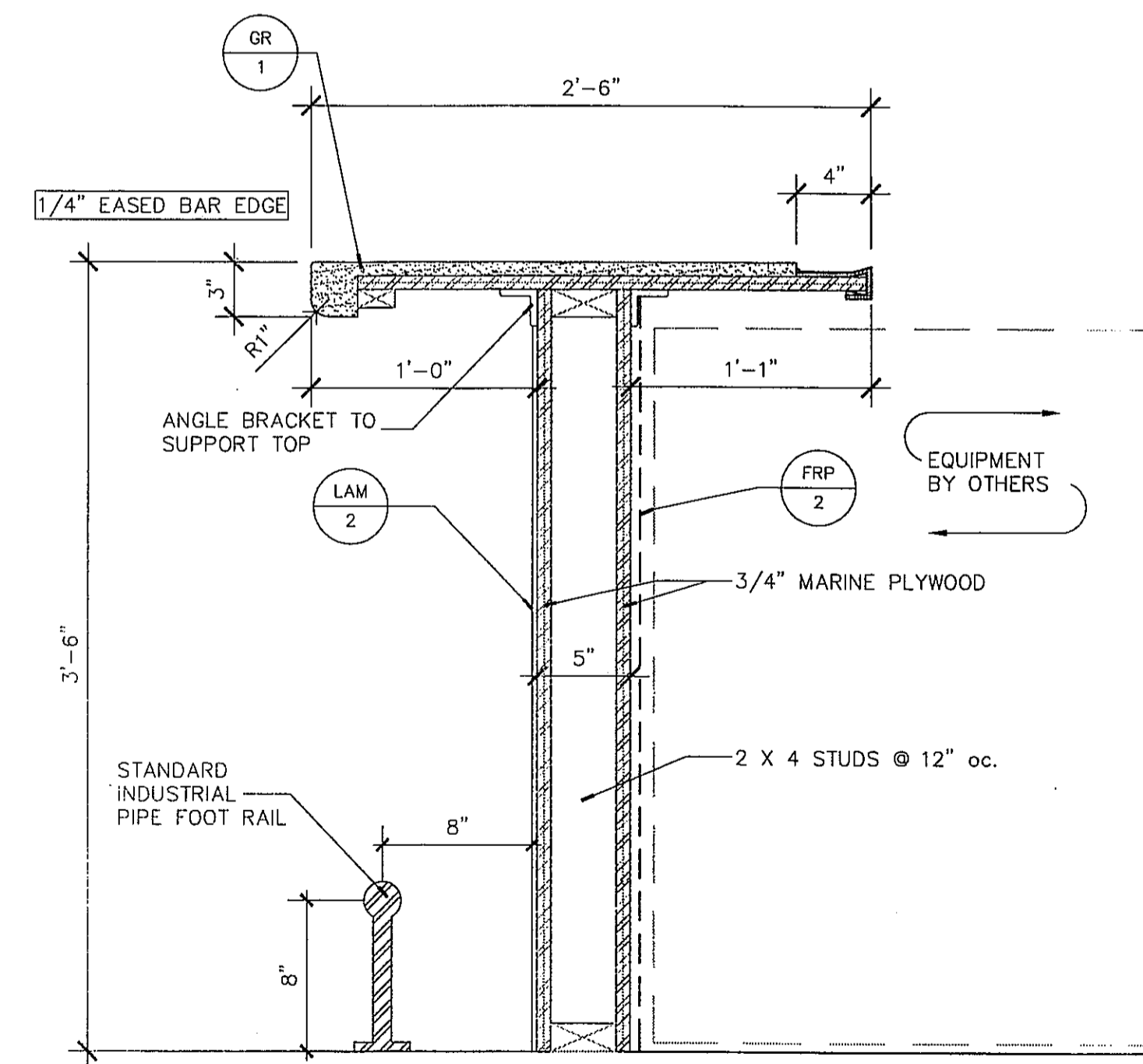
ELEVATIONS  
 JOB NO.  
 1201  
 SHEET NO.  
 ID-43



1 DETAIL PLAN OF BAR



C SECTION THROUGH LOW WALL (TYP.)  
SCALE: 1 1/2" = 1'-0"



A SECTION A BAR FRONT  
SCALE: 1 1/2" = 1'-0"

ALL DIMENSIONS TO BE VERIFIED BY THE KITCHEN EQUIPMENT SUPPLIER.

**COPYRIGHT NOTICE:**  
Designs and Details indicated on this Drawing are for use on this Project only and are the property of Z-SPACE. No part of this Drawing may be used by or disclosed to, any person, firm, or corporation, without written permission of Z-SPACE. The user is immediately liable to Z-SPACE, INC. for FULL PAYMENT, INCLUDING COMMISSIONS AND LEGAL EXPENSES.

REVISIONS	
No.	DATE

DATE: 03/06/2012  
SCALE: AS SHOWN  
DRAWN BY: FJ  
DESIGN BY: FZ  
CHK'D. BY: SM  
FILE NO:

BAR / LOW WALL  
DETAILS  
JOB NO.  
1201  
SHEET NO.  
ID-5





Pate Design Group, Inc.  
Architecture / Interiors

4168 Abbotts Bridge Road  
Duluth, Georgia 30097

(p) 770-814-0885  
(f) 770-814-0886

kirby@patedesigngroup.com


A TENANT IMPROVEMENT  
**MELLOW MUSHROOM**  
16000 STUEBNER AIRLINE ROAD  
SUITE G  
SPRING, TEXAS 77379  
HARRIS COUNTY

Revisions:

No.	Date	Description
03.07.12		PERMIT

ENLARGED PLANS

Drawn  
KEP  
Checked  
KEP  
Contract No.  
11-24  
Scale  
1/2"  
Date  
030712  
Last Rev.

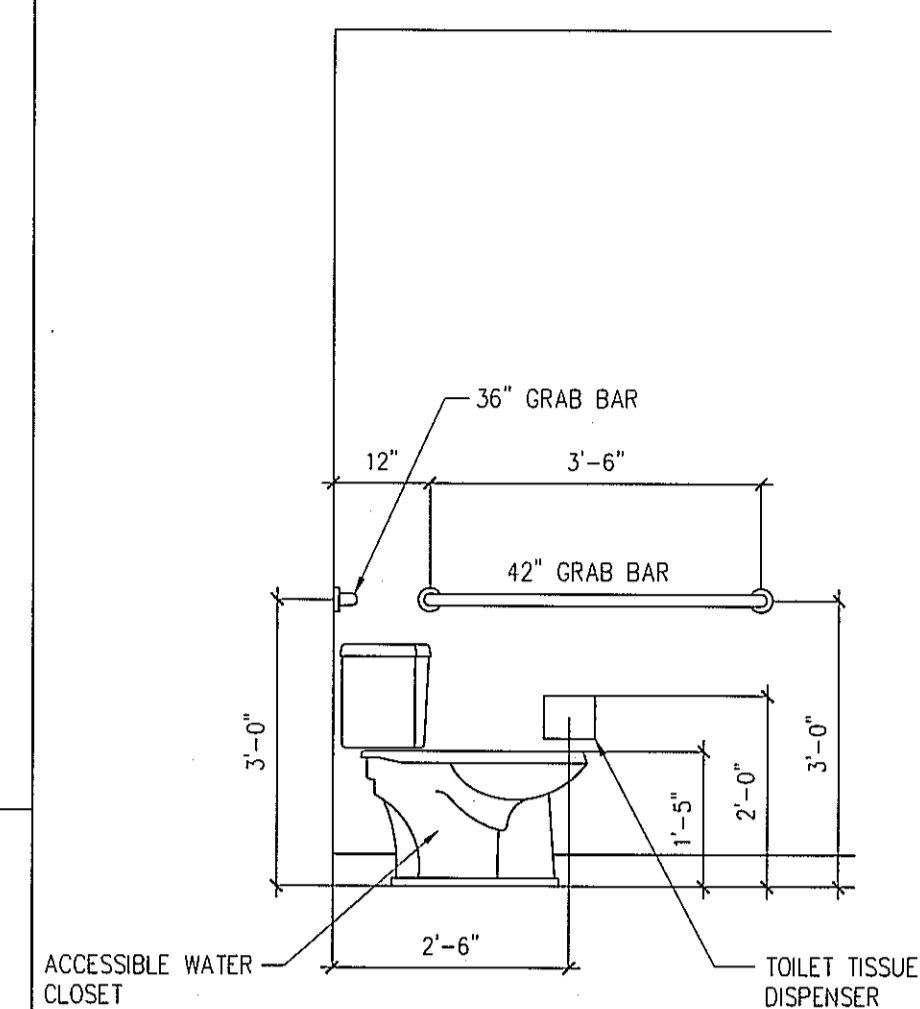


A5.1

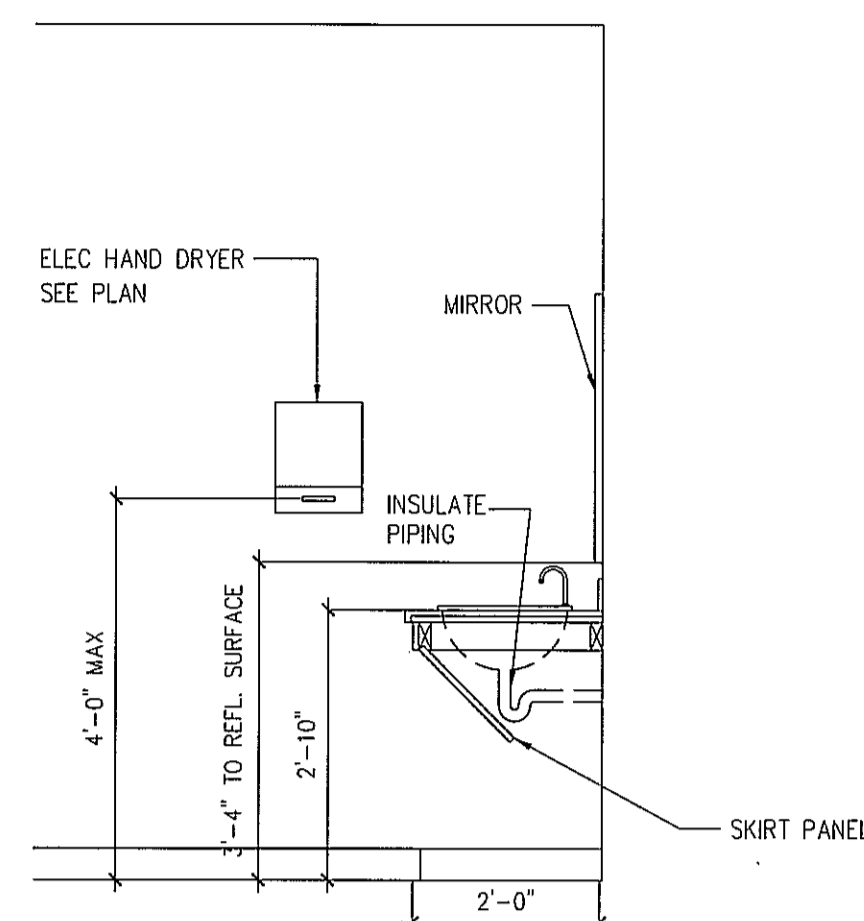
x of sheets

THIS DRAWING IS THE PROPERTY OF PATE DESIGN GROUP AND IS NOT TO BE COPIED IN WHOLE OR IN PART. IT IS TO BE USED FOR THE PROJECT AND SITE SPECIFICALLY IDENTIFIED HEREIN AND IS NOT TO BE USED IN ANY OTHER PROJECT. IT IS TO BE RETURNED UPON REQUEST.

RELEASED FOR CONSTRUCTION



**5 ELEVATION**  
SCALE: 1/2"=1'-0"



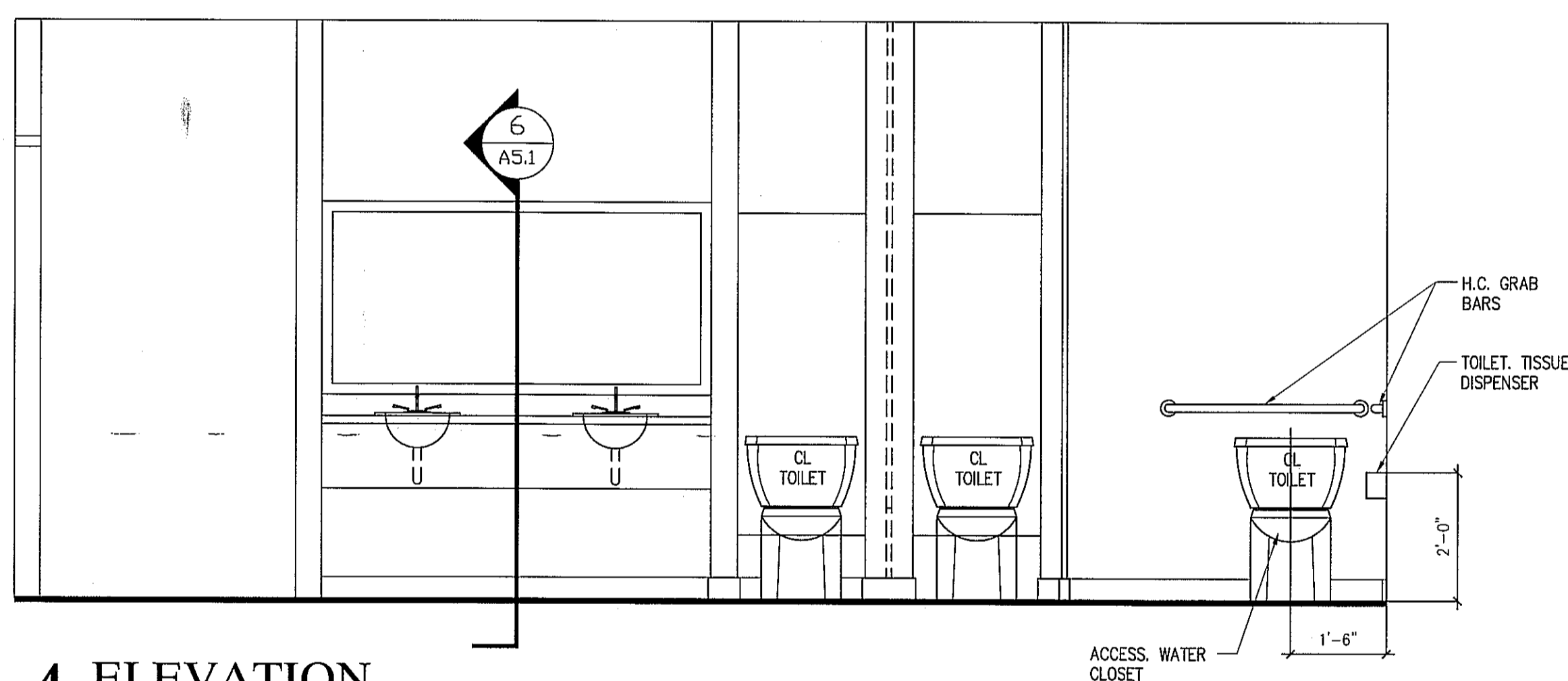
**6 ELEVATION: Restroom**  
SCALE: 1/2"=1'-0"

RESTROOM ACCESSORIES SCHEDULE		
A	B-2740	SURF MOUNT TOILET TISSUE DISP FOR DOUBLE ROLL W SHELF-MOUNT AT 24" A.F.F.
B	B-262	POWER HAND DRYER-XLERATOR
C	B-6806	42" GRAB BAR-MOUNT CENTERLINE OF BAR AT 36" A.F.F.
D	B-6806	36" GRAB BAR-MOUNT CENTERLINE OF BAR AT 36" A.F.F.
E	B-2111	SOAP DISPENSER-DECK MOUNTED-HANDS FREE
F	B-275	WASTE RECEPTACLE-20 GALLON
G		SS TRASH CAN-12" D
H		WALL MOUNT MIRROR W TRIM-SEE INT DWGS
I		DECK MT SOAP DISPENSER
J		SS TRASH RECEPT FOOT OPERATED-8"D

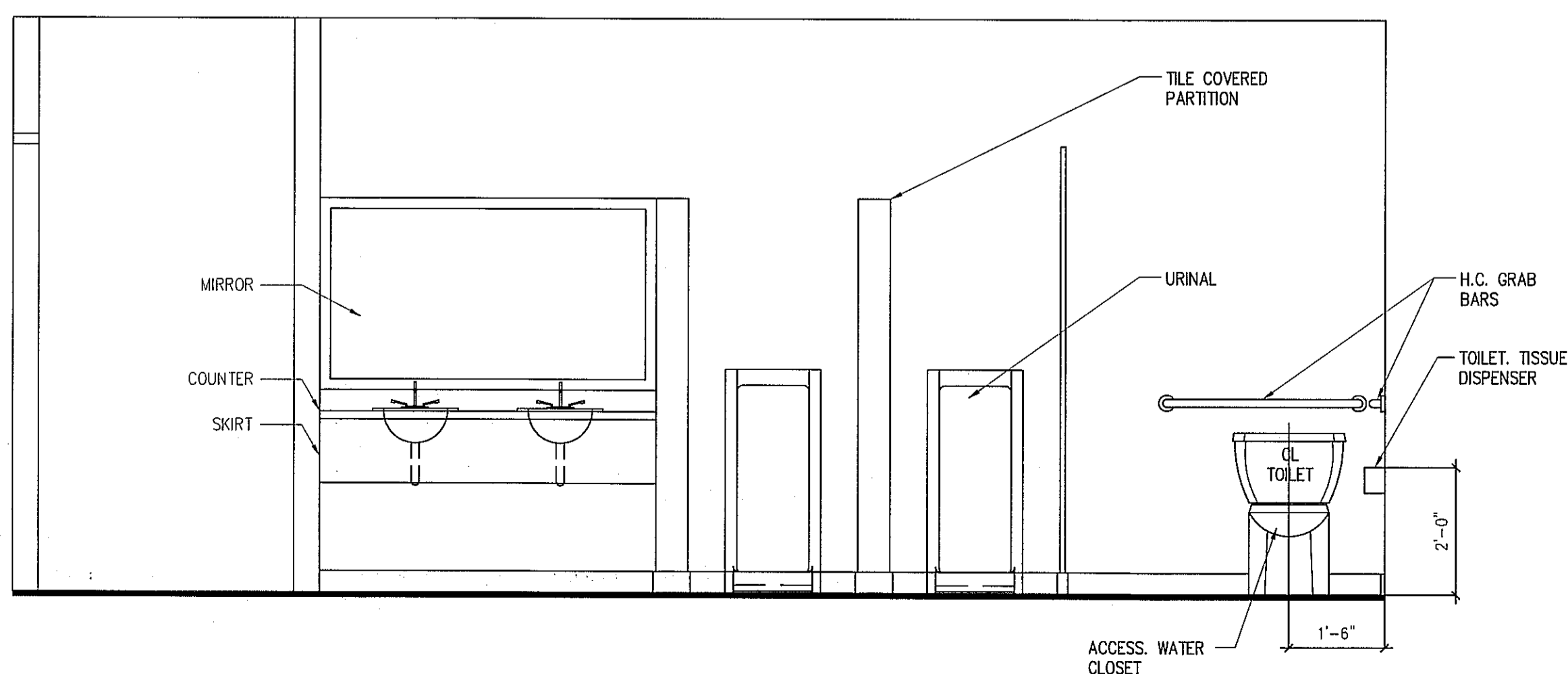
NOTE:  
1. ALL ACCESSORIES TO BE STAINLESS STEEL  
2. SOAP/LAVATORY/FLUSH VALVES TO BE HANDS FREE

**2 ACCESSORY SCHEDULE**  
SCALE: 1/2"=1'-0"

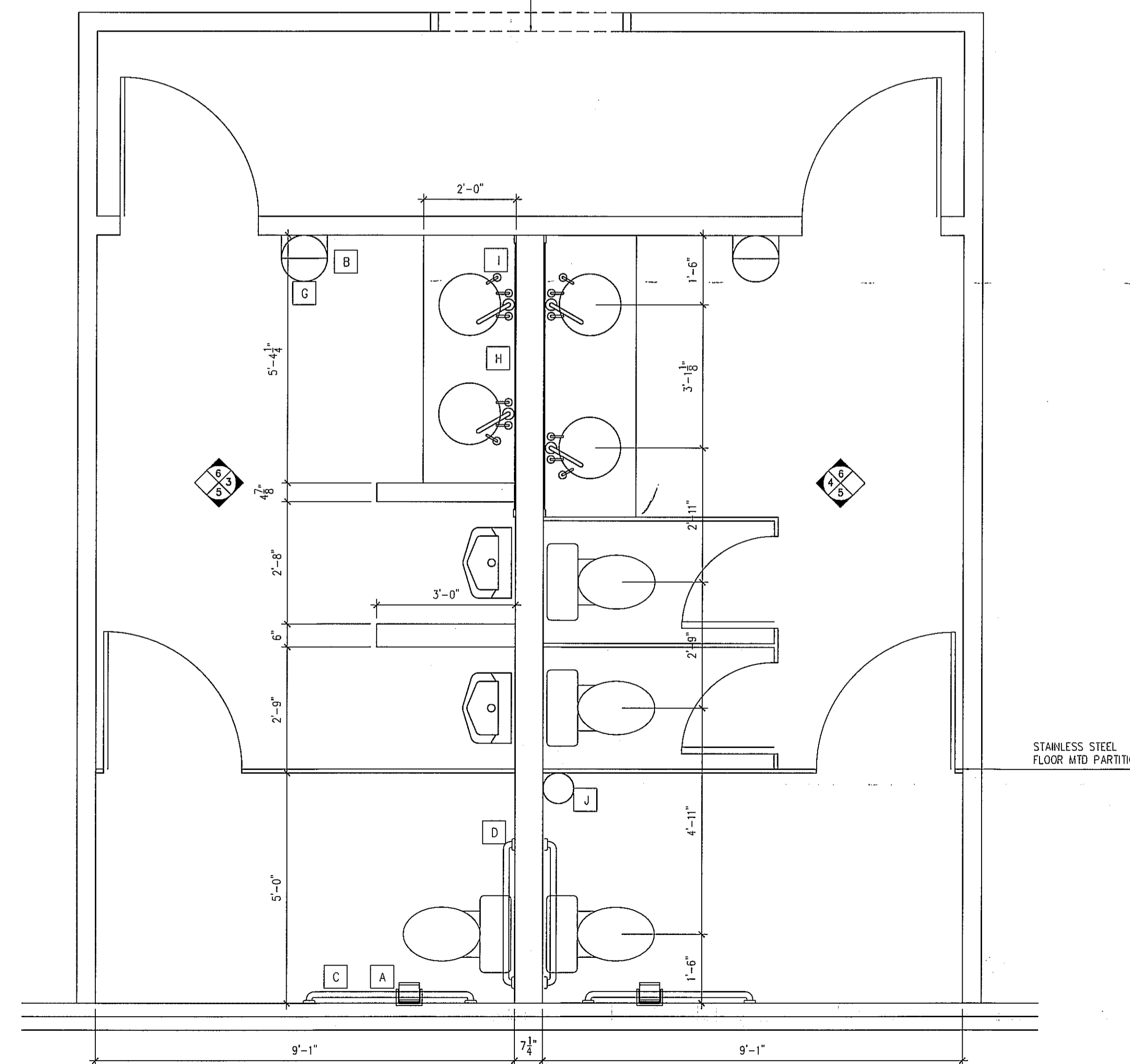
CASED QPG-SEE INT DWGS



**4 ELEVATION**  
SCALE: 1/2"=1'-0"

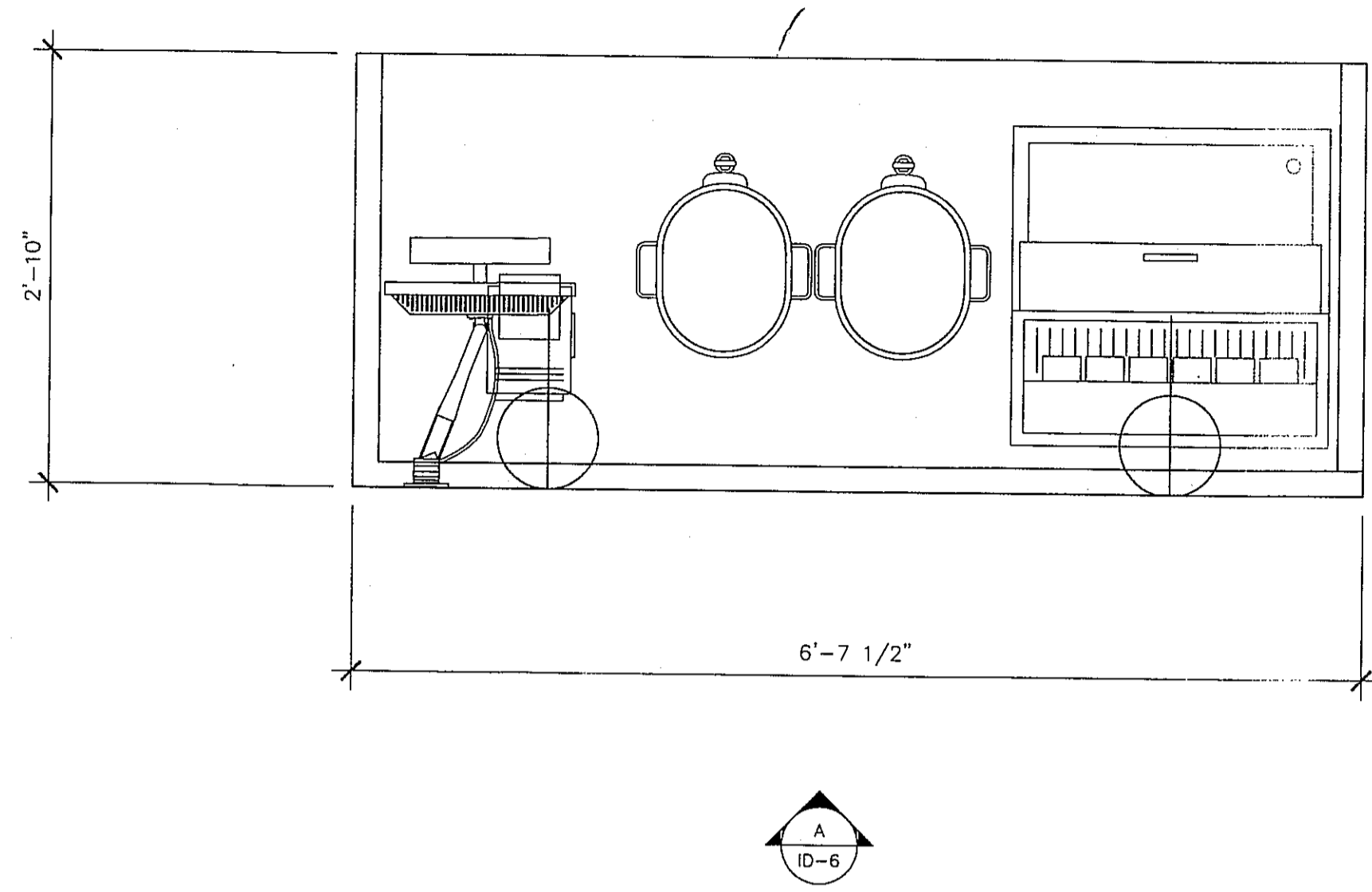


**3 ELEVATION**  
SCALE: 1/2"=1'-0"

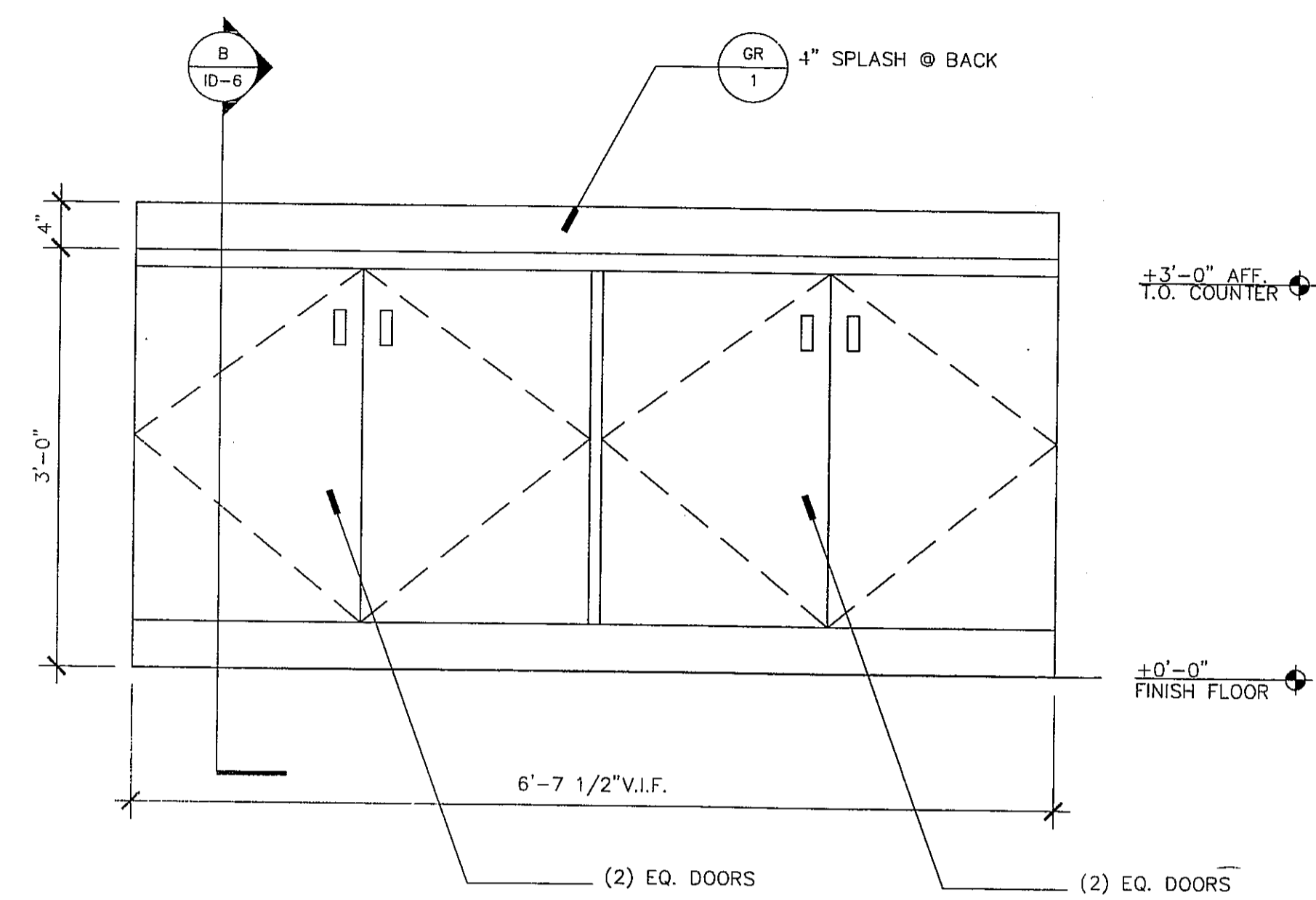


**1 BATHROOM PLAN**  
SCALE: 1/2"=1'-0"

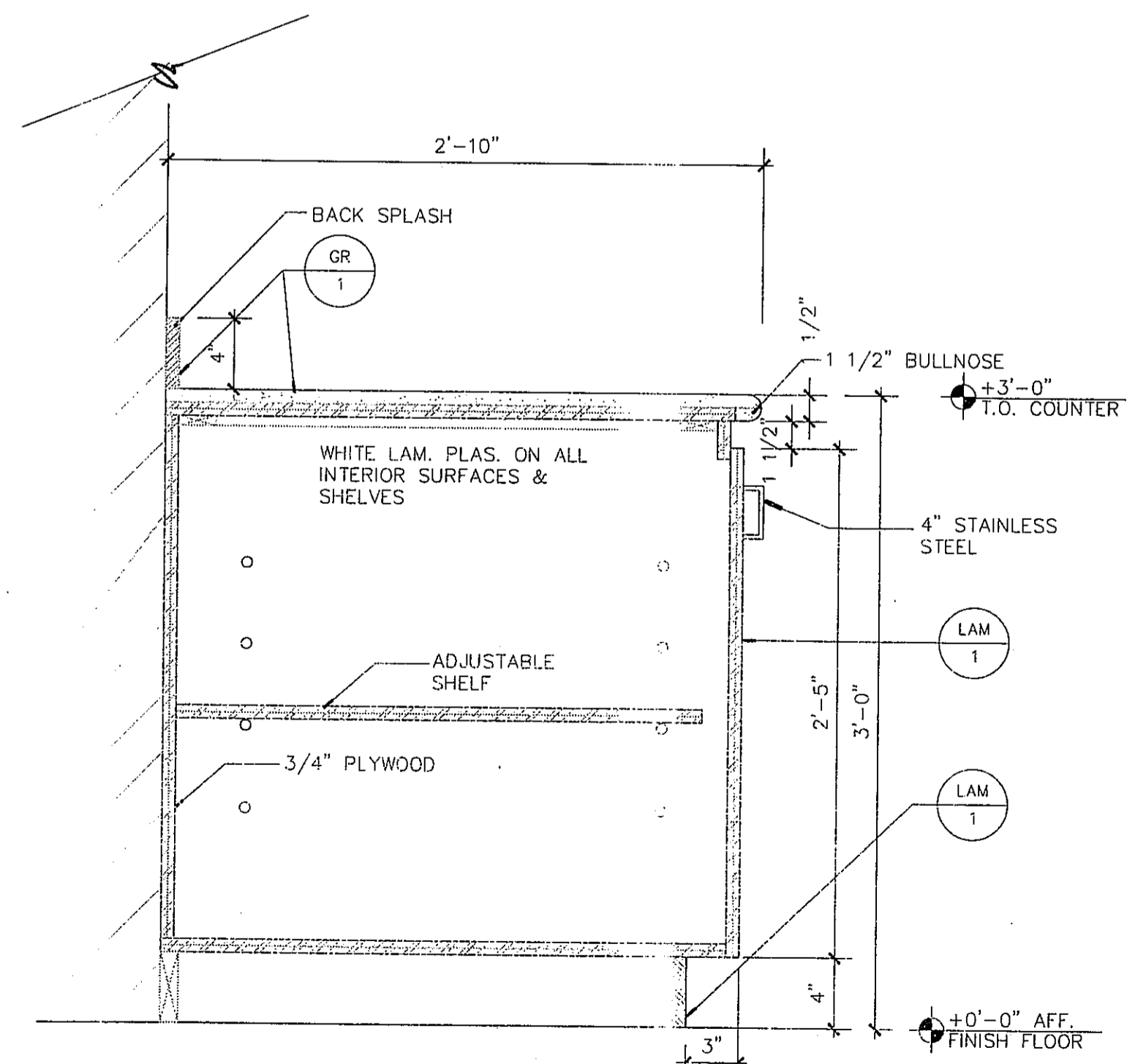
NOTE:  
SEE ID DRAWINGS FOR FINISHES IN TOILET ROOMS



1 PLAN • SERVICE STATION  
SCALE: 1" = 1'-0"



A ELEVATION • SERVICE STATION  
SCALE: 1" = 1'-0"



B TYP. SERVICE STATION SECTION  
SCALE: 1 1/2" = 1'-0"

**COPYRIGHT NOTICE**  
The design and details indicated on this drawing are the property of N-Space Architecture, Inc. and this location only, and are not to be used by, or disclosed to, any person, firm, or corporation, without the written consent of N-Space Architecture, Inc. If used for any other reason, the user is immediately liable to N-Space Architecture, Inc. for FULL PAYMENT, INCLUDING COMMISSIONS AND LEGAL EXPENSES.

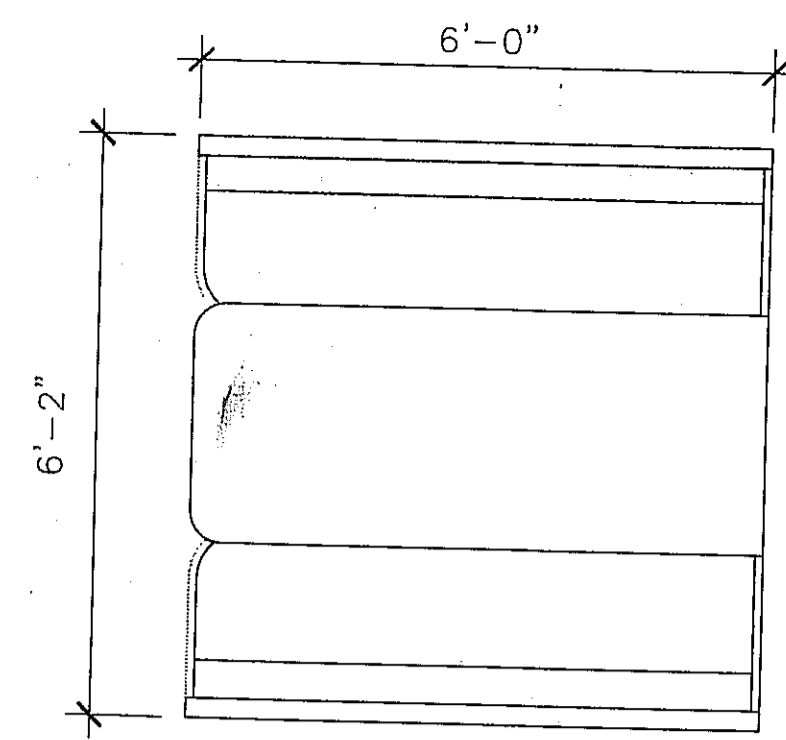
REVISIONS	
No.	DATE

DATE: 03/06/2012  
SCALE: AS SHOWN  
DRAWN BY: PJ  
DESIGN BY: PZ  
CHK'D. BY: SM  
FILE NO:

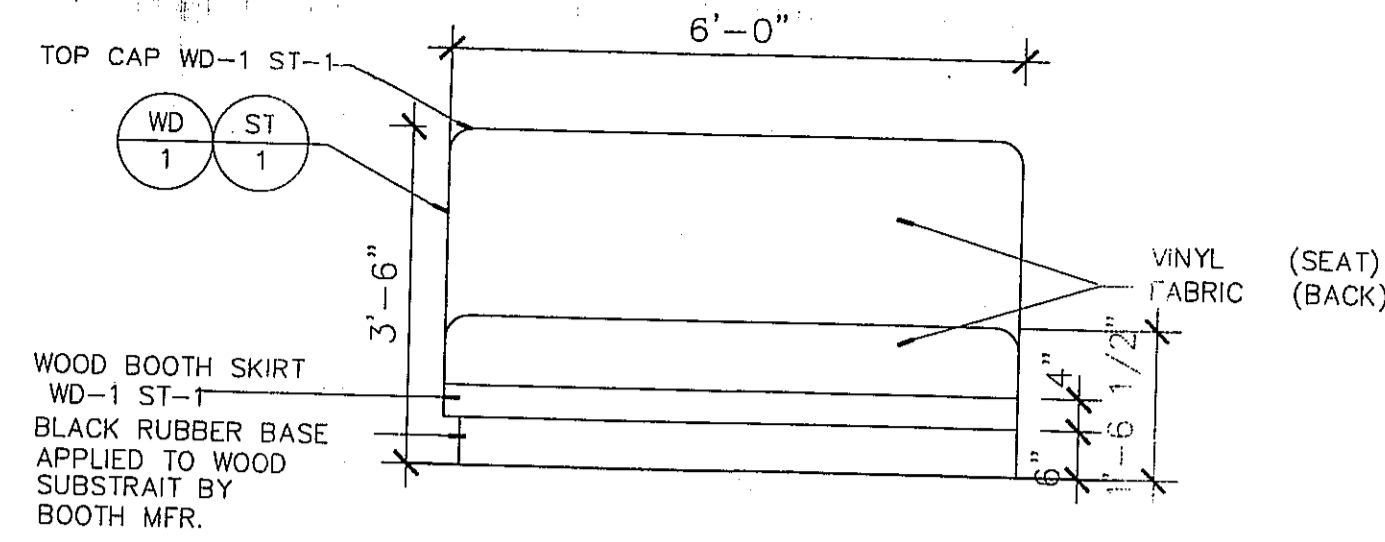
SERVICE STATION

JOB NO.  
1201

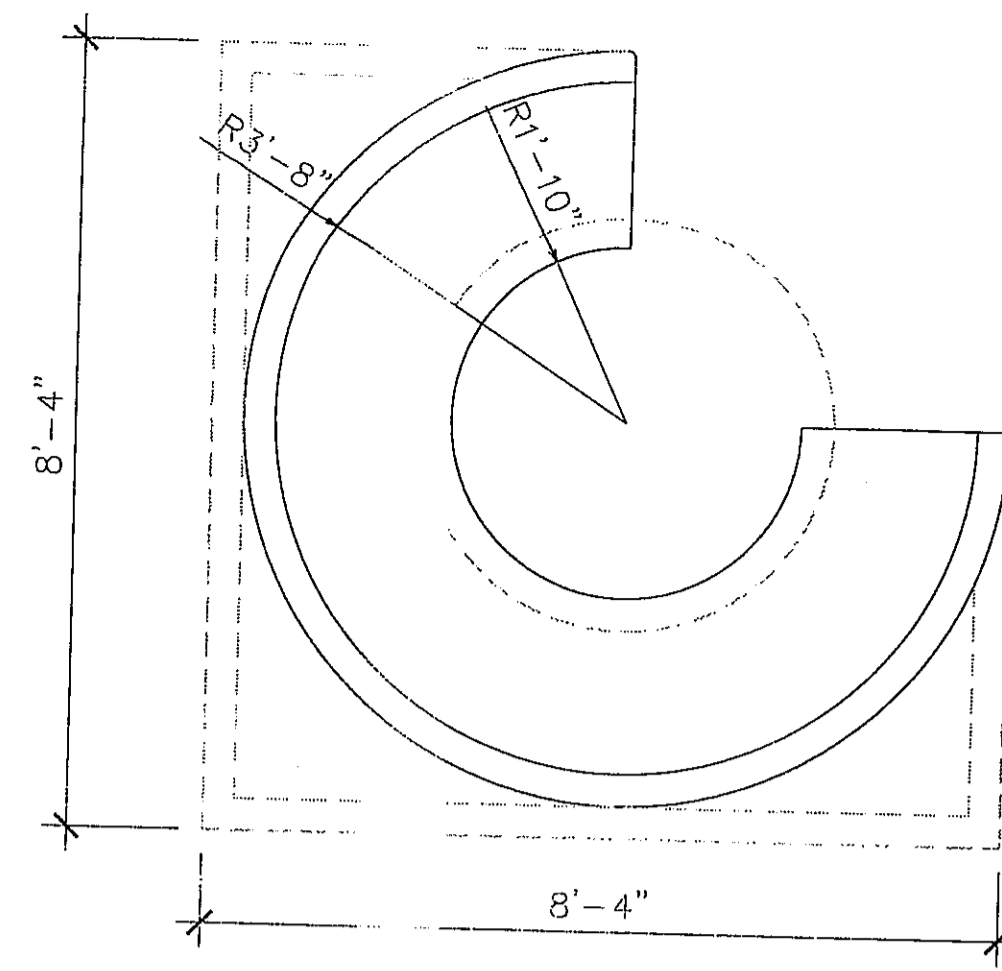
SHEET NO.  
ID-6



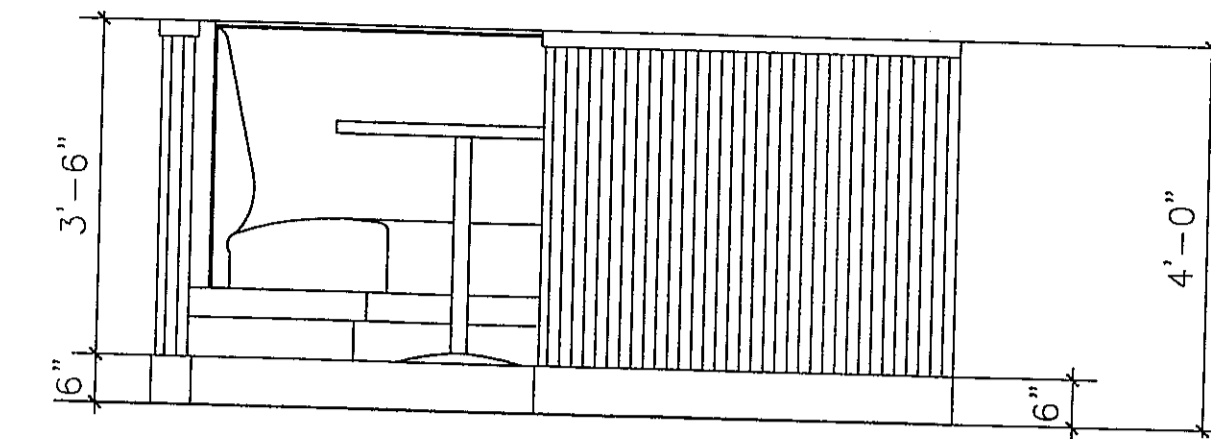
**F-4 BOOTH PLAN**  
SCALE: 1/2" = 1'-0"



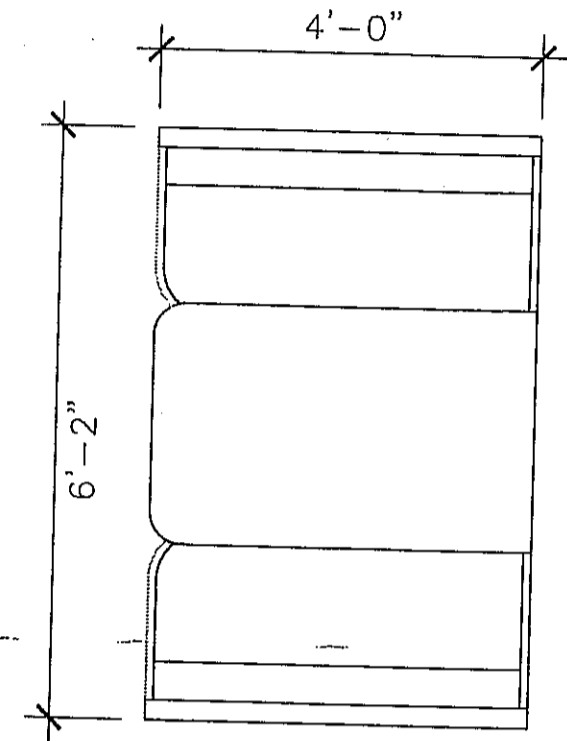
**F-4 BOOTH FRONT ELEVATION**  
SCALE: 1/2" = 1'-0"



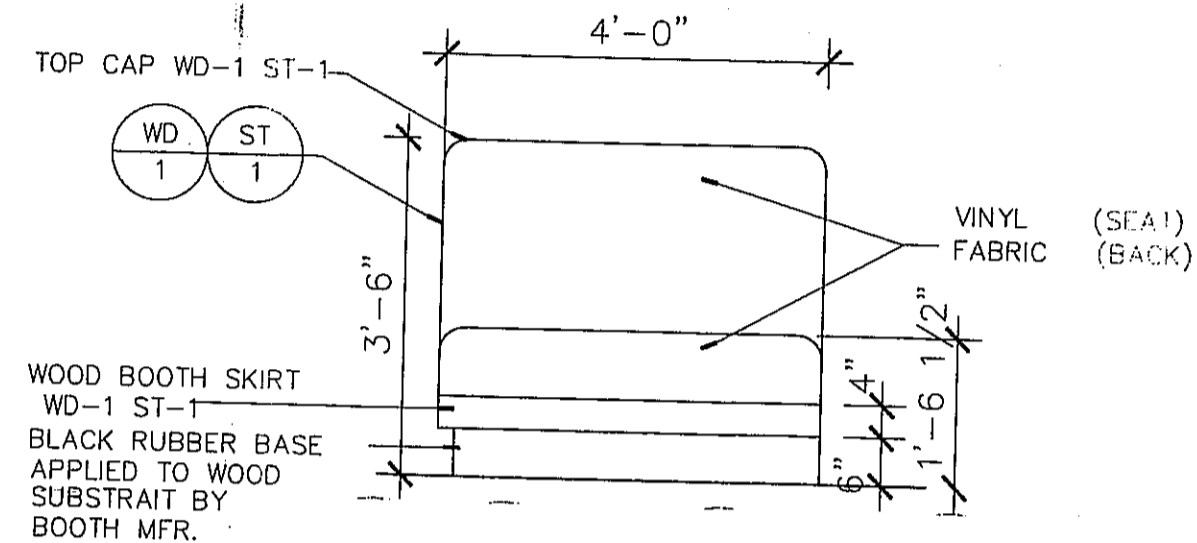
**F-14 ROUND BOOTH PLAN**  
SCALE: 1/2" = 1'-0"



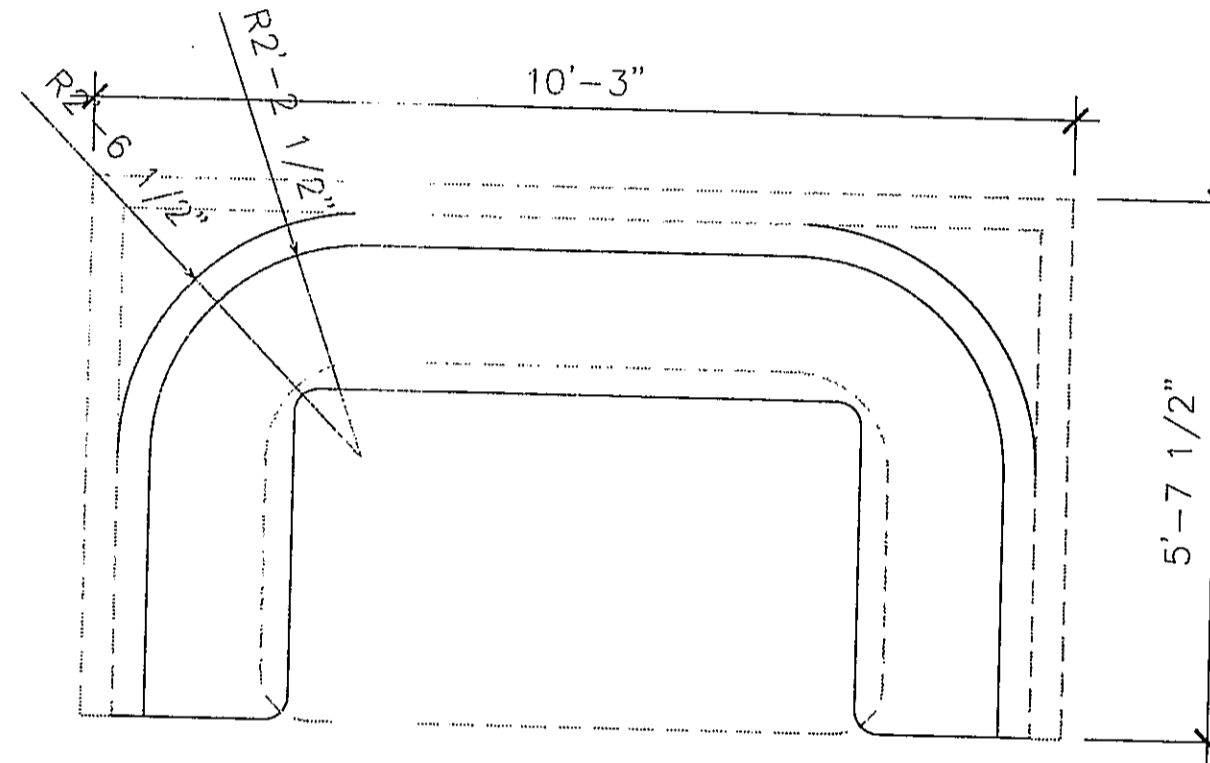
**F-14 ROUND BOOTH ELEVATION**  
SCALE: 1/2" = 1'-0"



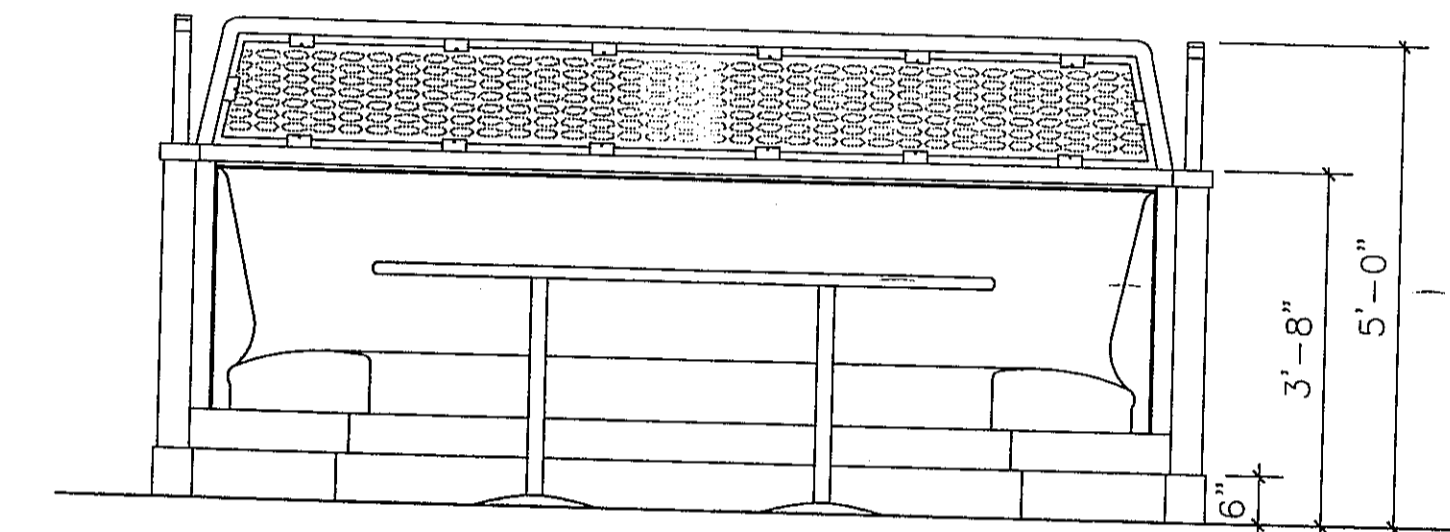
**F-6 BOOTH PLAN**  
SCALE: 1/2" = 1'-0"



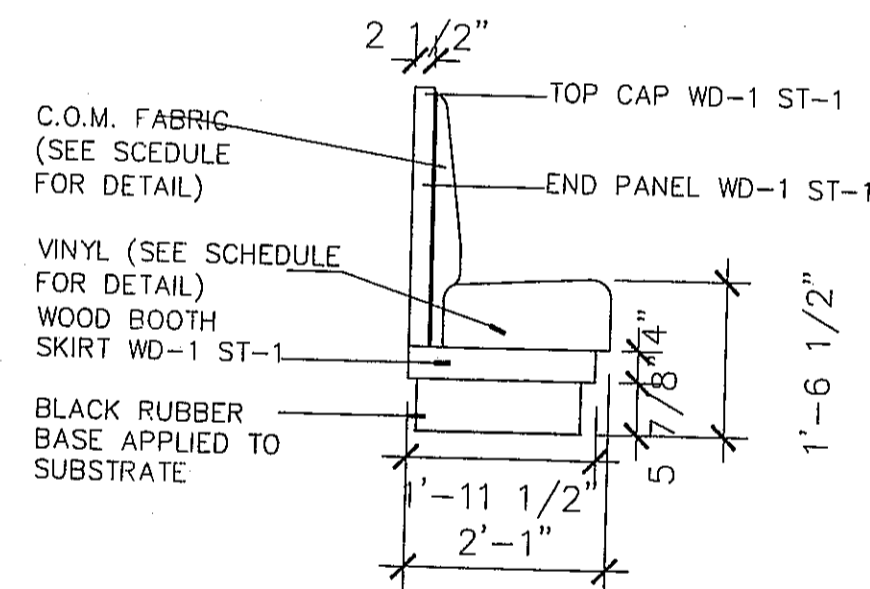
**F-6 BOOTH FRONT ELEVATION**  
SCALE: 1/2" = 1'-0"



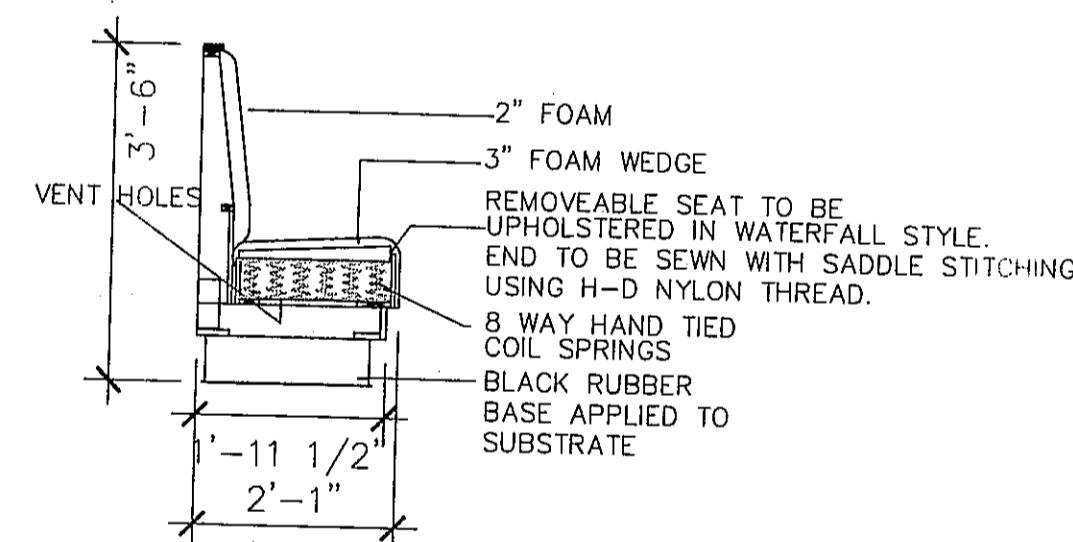
**F-9 ROUND PARTY BOOTH PLAN**  
SCALE: 1/2" = 1'-0"



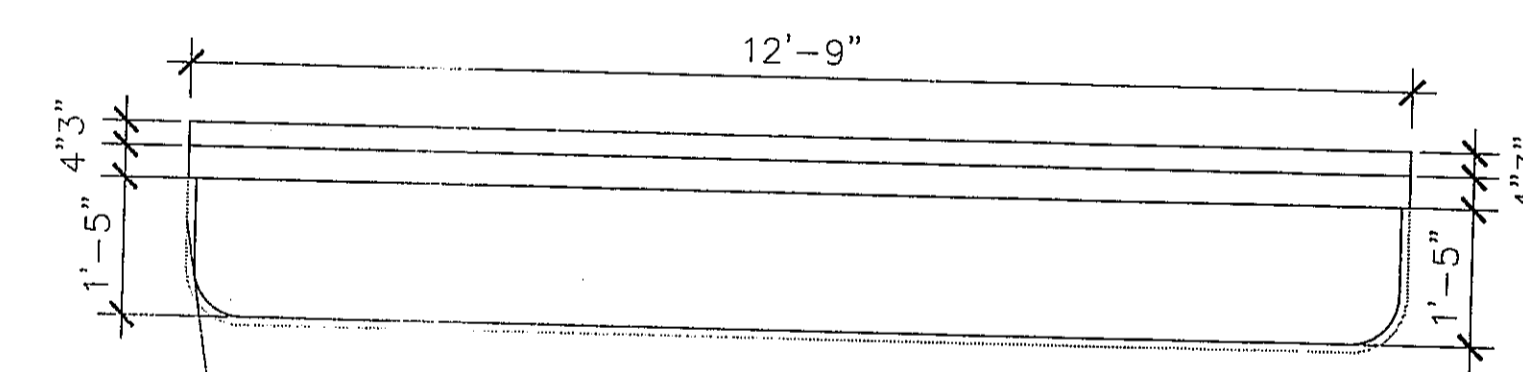
**F-9 ROUND PARTY BOOTH ELEVATION**  
SCALE: 1/2" = 1'-0"



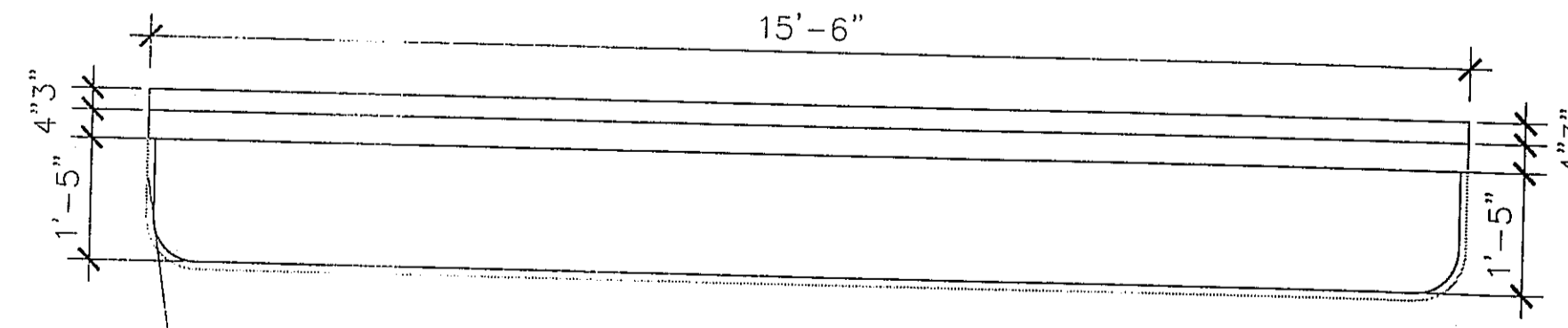
**SIDE ELEVATION**  
SCALE: 1/2" = 1'-0"



**SINGLE BOOTH / BANQUETTE SECTION**  
SCALE: 1/2" = 1'-0"



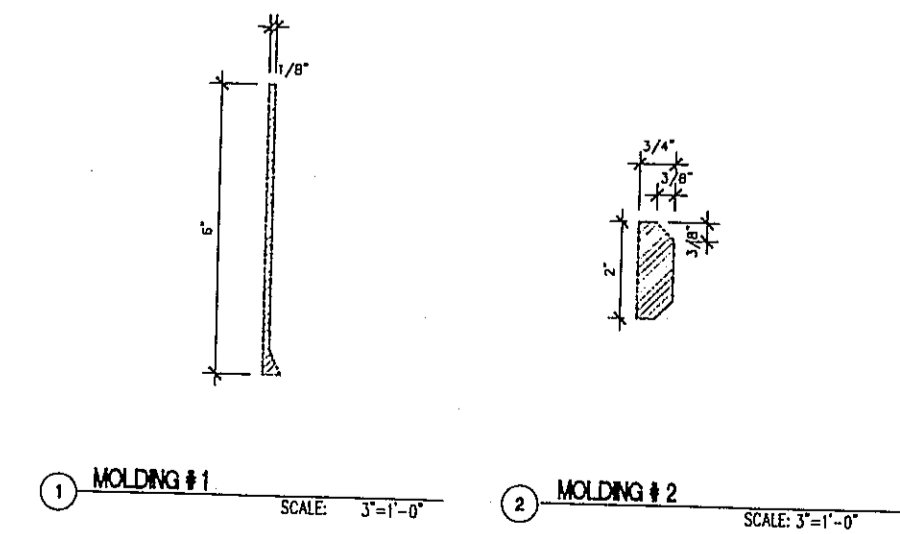
**F-11 BANQUETTE PLAN**  
SCALE: 1/2" = 1'-0"



**F-8 BANQUETTE PLAN**  
SCALE: 1/2" = 1'-0"

BOOTH SCHEDULE						
SPEC #	QTY.	SIZE	STYLE	MANUFACTURER	SEAT + BACK FABRIC	REMARKS
F-4	2 SLG 6 DBL	L=6'-0" (H=3'-6")	BOOTHS LONG WALL DINING SIDE	TO BE SELECTED	SEAT:SEE SPEC. F-4A BACK:SEE SPEC. F-4B	BOTH ENDS FINISHED IN WOOD, STAINED ST-1
F-6	2 SLG 1 DBL	L=4'-0" (H=3'-6")	BOOTHS ALONG ENTRY WALL	TO BE SELECTED	SEAT:SEE SPEC. F-6A BACK:SEE SPEC. F-6B	BOTH ENDS FINISHED IN WOOD, STAINED ST-1
F-8	3	L=15'-6" V.I.F. (H=3'-6")	BANQUETTES DINING SIDE	TO BE SELECTED	SEAT:SEE SPEC. F-8A BACK:SEE SPEC. F-8B	BOTH ENDS FINISHED IN WOOD, STAINED ST-1
F-9	2	L=10'-3" V.I.F. (H=3'-6")	U-SHAPE PARTY BOOTH	TO BE SELECTED	SEAT:SEE SPEC. F-9A BACK:SEE SPEC. F-9B	BOTH ENDS FINISHED IN WOOD, STAINED ST-1
F-11	2	L=15'-6" V.I.F. (H=3'-6")	BANQUETTES IN THE BAR AREA	TO BE SELECTED	SEAT:SEE SPEC. F-11A BACK:SEE SPEC. F-11B	BOTH ENDS FINISHED IN WOOD, STAINED ST-1
F-14	2	L=8'-4" V.I.F. (H=3'-6")	ROUND BOOTHS IN BAR AREA	TO BE SELECTED	SEAT:SEE SPEC. F-14A BACK:SEE SPEC. F-14B	BOTH ENDS FINISHED IN WOOD, STAINED ST-1

NOTE: SUBMIT SHOP DWG'S IHG APPROVAL



MOLDING SCHEDULE			
SYMBOL	DESCRIPTION	SIZE	FINISH
M.D-1	BASE	1/8" X 6"	TYPICAL BLACK RUBBER
M.D-2	CHAIR RAIL	3/4" X 2"	WD-1 ST-1

**COPYRIGHT NOTICE:**  
Designs and Details Indicated on this Project are for use on this Project only. They are not to be used by, or disclosed to, any person, firm, or corporation, without the written permission of Z-SPACE, INC. If the user is immediately licensed, Z-SPACE, INC. for FULL PAYMENT, INCLUDING COMMISSIONS AND LEGAL EXPENSES.

REVISIONS	
No.	DATE

DATE: 03/06/2012  
SCALE: AS SHOWN  
DRAWN BY: PJ  
DESIGN BY: FZ  
CHK'D. BY: SM  
FILE NO:

BOOTH SCHEDULE

JOB NO.  
1201

SHEET NO.  
ID-7



1201 MELLOW MUSHROOM @ SRING, TX.  
FINISH SCHEDULE

WOOD

\*\*\*MILLWORK CONTRACTOR TO SUPPLY Z-SPACE WITH SAMPLE FOR APPROVAL.

WD-1 SOLID WOOD GRADE A. SEE DETAIL DRAWINGS FOR THICKNESS. PREPARED FOR STAIN MONTANA WALNUT.

WD-2 3/4" VENEER PLYWOOD. PREPARED FOR STAIN MONTANA WALNUT

STAIN

\*\*\*MILLWORK CONTRACTOR TO SUPPLY Z-SPACE WITH SAMPLE FOR APPROVAL.

INTERIOR WOOD ONLY: TRANSPARENT FINISH: COMPLY WITH REQUIREMENTS INDICATED BELOW FOR GRADE. FINISH SYSTEM, STAINING AND SHEEN MEASURED ON 60-DEGREE GLOSS METER PER ASTM D 523.

ST-1 WOOD STAIN

GRADE: CUSTOM  
STAIN: TO MATCH SAMPLE WILSONART #7110K-78 MONTANA WALNUT  
AWI FINISH SYSTEM TR-2: CATALYZED LACQUER FOR ST-1  
SHEEN: HIGH GLOSS

MOLDING

MLD-1 6" x 1/8" BLACK RUBBER BASE. JOHNSONITE. 40- BLACK

MLD-2 2" x 3/4" CHAIR RAIL. WOOD (WD-1) STAINED TO MATCH WILSONART #7110K-78 MONTANA WALNUT (ST-1)

PAINT

PROVIDE ALL PAINTING AT EXISTING AND NEW CONSTRUCTION FOR COMPLETE JOB.

- A. WALLS: LATEX BASE EGGSHELL FINISH SHALL BE APPLIED WITH ROLLER OR SPRAY.
- B. ALL METAL FRAMES AND WOODS: ALKYL BASE SEMI-GLOSS ROLL OR SPRAY ON.
- C. CEILING AND BULKHEADS: LATEX FLAT, UNLESS NOTED OTHERWISE.
- D. FOOD SERVICE AREAS AND CEILING SEMI-GLOSS ENAMEL SHALL BE APPLIED WITH ROLLER OR SPRAYED ON.

P-1 INTERIOR AND EXTERIOR PAINT THROUGHOUT  
SOURCE: BENJAMIN MOORE; CONTACT RANDALL SMITH (678)794-8176  
COLOR: GRAY TIMBER WOLF 2156-50  
PAINT UNTIL COVERED  
LOCATIONS: PLEASE ALL ELEVATIONS

P-2 INTERIOR PAINT THROUGHOUT  
SOURCE: BENJAMIN MOORE; CONTACT RANDALL SMITH (678)794-8176  
COLOR: BLUE WAVE 2065-50  
PAINT UNTIL COVERED  
LOCATIONS: PLEASE ALL ELEVATIONS

P-3 INTERIOR PAINT IN THE BAR AREA  
SOURCE: BENJAMIN MOORE; CONTACT RANDALL SMITH (678)794-8176  
COLOR: ABSOLUTE GREEN 2043-10  
PAINT UNTIL COVERED  
LOCATIONS: PLEASE ALL ELEVATIONS

P-4 INTERIOR PAINT FOR CEILING  
SOURCE: BENJAMIN MOORE; CONTACT RANDALL SMITH (678)794-8176  
COLOR: PATRIOT BLUE 2064-20  
PAINT UNTIL COVERED  
LOCATIONS: PLEASE REFLECTED CEILING PLAN

VINYL

VYL-1 VINYL FLOORING IN THE MAIN DINING ROOM  
SOURCE: KARNDIEN - CONTACT: DEBI PARSONS (888)266-4343  
STYLE: WOODPLANK  
COLOR: WP414 ARGEN  
DIMENSIONS: 9" x 48" STRIPS  
NOTES: FLAMMABILITY: IMO A653 (16); PASS

RUBBER FLOORING

RF-1 BAR AND KITCHEN RUBBER FLOORING  
SOURCE: PROTECT ALL - CONTACT: CINDY POLAND-ROURKE (800)544-9538  
COLOR: BLUE  
DIMENSIONS: 5' x 8'  
THICKNESS: 1/4"  
FINISH: MATTE  
NOTES: 100% RECYCLED PRE-CONSUMER PRODUCT.  
HEAT SEAM WELDED

LAMINATE

LAM-1 LAMINATE ON WAINSCOT UNDER BOOTHS IN THE DINING ROOM  
MANUFACTURER: CHEM METAL  
CONTACT: A&M SUPPLY - PAUL FRAZIER (404)516-0336  
COLOR: KALEIDOSCOPE #407  
LOCATIONS: PLEASE SEE ELEVATIONS

LAM-2 LAMINATE ON THE BAR DIE  
MANUFACTURER: CHEM METAL  
CONTACT: A&M SUPPLY - PAUL FRAZIER (404)516-0336  
COLOR: FACTORY #349  
LOCATIONS: PLEASE SEE BAR ELEVATIONS

ACOUSTIC CEILING TILES

ACT-1 ACOUSTIC CEILING TILES IN THE DINING ROOM AND BATHROOM  
MANUFACTURER: ARMSTRONG - CONTACT: GORDON RAMSEY 877-276-7875. OPT.B, EXT. 8162  
STYLE: CIRRUS  
SIZE: 24" x 24"  
COLOR: PLATINUM  
FIRE RATING: CLASS A  
NOTES: DURABLE; IMPACT AND SCRATCH TESTED. FRAME TO BE SAME COLOR AS TILES, BEVELED REGULAR  
EDGE: SOFT EDGE RIPPLE. 4" SILVER SATIN WRAPPING THE ENTIRE CLOUD

ACT-2 ACOUSTIC CEILING TILES IN THE KITCHEN  
MANUFACTURER: ARMSTRONG - CONTACT: GORDON RAMSEY 877-276-7875. OPT.B, EXT. 8162  
STYLE: HEALTH ZONE - ULTIMA  
SIZE: 24" x 24"  
COLOR: WHITE  
NOTES: BEVELED REGULAR, WATER-REPELLENT, WASHABLE, SCRUBBABLE, SMOOTH, DURABLE FINISH,  
IMPACT AND SCRATCH TESTED, MEETS USDA/FSIS GUIDELINES FOR USE OF FOOD PROCESSING AREA

MIRROR

MR-1 ROUND MIRRORS ON THE BATHROOM WALL  
SOURCE: MILLWORK COMPANY OF OWNERS CHOICE  
SIZE: 3" DIAMETER  
COLOR: CLEAR  
NOTES: PLEASE SEE ID-4.3

TRANSLUCENT PANELS:

TL-1 TRANSLUCENT PANELS AT THE LOW WALLS  
MANUFACTURER: LUMICOR  
CONTACT: DAVID STRAUSS CO. - STEVE GIBBS (770)664-7732  
SERIES: METALLIC AND GLASS  
ITEM: LARGE OVALESQUE  
NOTES: THE OVALS ARE TO BE RUNNING HORIZONTALLY WHEN INSTALLED

TL-2 TRANSLUCENT PANELS AT THE LOW WALLS  
MANUFACTURER: 3FORM - CONTACT: NICOLE MATTHEWS (404)323-6738  
SERIES: VARIA ECORESIN  
STYLE: CONNECTIONS PURE  
THICKNESS: 1/4"  
LOCATION: PLEASE SEE ID-4.2

PLEXI GLASS

PL-1 PLEXI GLASS USED IN THE BOTTLE SHELVES ON THE BACK BAR  
SOURCE: MILLWORK CONTRACTOR'S CHOICE  
COLOR: CLEAR  
LOCATION: PLEASE SEE ID-5

ELIASON DOOR

ED-1 ELIASON DOOR IN THE KITCHEN AREA  
SOURCE: ELIASON COMPANY - CONTACT: (800)828-3655  
ITEM: LWF-6  
COLOR: SPECTRUM RED #B45  
WINDOW: 9" x 14"  
LOCATION: PLEASE CONSULT WITH ARCHITECT.  
INSTALLATION AND PURCHASING: PLEASE CONSULT WITH ARCHITECT.

CERAMIC TILE:

CT-1 CERAMIC TILE THROUGHOUT KITCHEN, BATHROOM AND EXTERIOR WALL  
MANUFACTURER: AMERICAN OLEAN  
SOURCE: SPECIALTY TILE - CONTACT JASON WEEKS (678)687-7802  
SERIES: URBAN CANVAS  
COLOR: ICE WHITE 0025  
FINISH: GLOSS  
SIZE: 12" x 4"  
LOCATIONS: PLEASE SEE ALL ELEVATIONS

CT-2 CERAMIC TILE FEATURE STRIP ON THE EXTERIOR WALL  
MANUFACTURER: AMERICAN OLEAN  
SOURCE: SPECIALTY TILE - CONTACT JASON WEEKS (678)687-7802  
SERIES: URBAN CANVAS  
COLOR: GLOSS BLACK 0049  
FINISH: GLOSS  
SIZE: 12" x 4"  
LOCATIONS: PLEASE EXTERIOR ELEVATIONS

CT-3 FEATURE STRIP ON THE BATHROOM WALLS  
MANUFACTURER: AMERICAN OLEAN  
SOURCE: SPECIALTY TILE - CONTACT JASON WEEKS (678)687-7802  
SERIES: URBAN CANVAS  
COLOR: LEMON ZEST 0075  
FINISH: GLOSS  
SIZE: 2" x 2"  
NOTES: PLEASE SEE ID-4.3

CT-4 FEATURE STRIP ON THE BATHROOM WALLS  
MANUFACTURER: AMERICAN OLEAN  
SOURCE: SPECIALTY TILE - CONTACT JASON WEEKS (678)687-7802  
SERIES: URBAN CANVAS  
COLOR: SAPPHIRE SKY 0070  
FINISH: GLOSS  
SIZE: 2" x 2"  
NOTES: PLEASE SEE ID-4.3

CT-5 CERAMIC TILES ON THE FLOOR  
MANUFACTURER: AMERICAN OLEAN  
SOURCE: SPECIALTY TILE - CONTACT JASON WEEKS (678)687-7802  
SERIES: CHLOE  
COLOR: SATIN WHITE CH99 BLANK PINWHEEL WITH GLOSS NAVY CH17  
SIZE: 12" x 12" SHEETS  
NOTES: PLEASE SEE THE FLOORING PLAN FOR LOCATIONS

FLOORING:

FLR-1 LONSEAL IN THE BAR AREA  
MANUFACTURER: LONSEAL  
CONTACT: MILFORD GROUP LLC - GREGORY MILFORD (770)579-5251  
STYLE: LONBEAD  
COLOR: 303 - ONYX  
SIZE: 72" x 60" SHEET  
NOTES: ALSO TO BE APPLIED TO THE 6" PLATFORMS IN THE BAR AREA.

FLR-2 ALUMAFLOOR IN THE DINING ROOM  
MANUFACTURER: ALUMAFLOOR  
CONTACT: NOVADEUR DESIGN SOLUTIONS - LISA McWILLIAMS (770)500-9307  
STYLE: ALUMINUM  
FINISH: MATTE, CLEAR COAT ANODIZED  
SIZE: 12" x 12" EDGE TO EDGE  
SHAPE: HEXAGON  
LOCATIONS: PLEASE FLOORING PLAN - ID-3

BRICK

BR-1 RED UNGLAZED BRICK ON THE BACK WALL OF THE BAR AREA  
MANUFACTURER: JENKINS BRICK COMPANY  
CONTACT: GEORGIA MASONRY SUPPLY (770)963-5888  
COLOR: RED COLONIAL 100  
LOCATION: PLEASE SEE ID-4.2

BR-2 GLAZED BRICK TRIM ON THE BACK WALL OF THE BAR AREA  
MANUFACTURER: FIRE CLAY - CONTACT: ALEX BOLANOS (408) 275-1182  
COLOR: GLOSSY BLACK  
LOCATION: PLEASE SEE ID-4.2

GRANITE

GR-1 GRANITE FOR THE BAR TOP  
SOURCE: CUSTOM KITCHENS - CONTACT: (770)277-0079  
ITEM: SPLENDOR GOLD  
LOCATIONS: PLEASE SEE ELEVATIONS, ID-5 AND ID-6

FIBER REINFORCED PLASTIC

FRP-1 FRP FOR THE KITCHEN AREA  
MANUFACTURER: CRANE COMPOSITES - CONTACT (815)467-8600  
COLOR: 1114 ALMOND  
FINISH: SMOOTH FINISH

FRP-2 FRP FOR THE BAR AREA  
MANUFACTURER: CRANE COMPOSITES - CONTACT (815)467-8600  
COLOR: 1201 BLACK  
FINISH: SMOOTH FINISH

GENERAL MILLWORK NOTES

1. THE MILLWORK DRAWINGS IDENTIFY THE SCOPE OF WORK FOR THIS PROJECT AND CONVEY THE FUNCTIONAL AND DESIGN INTENT ONLY. AND ARE NOT TO BE UTILIZED AS A FABRICATION DOCUMENT.
2. THE MILLWORK CONTRACTOR (M.C.) SHALL PROVIDE ALL NEW MILLWORK AS SHOWN ON THE DRAWINGS. ALL MILLWORK IS TO BE CONSTRUCTED IN ACCORDANCE WITH THE ARCHITECTURAL WOODWORK INSTITUTE (A.W.I.) QUALITY STANDARDS FOR "PREMIUM GRADE" WORK.
3. THE M.C. SHALL PREPARE AND SUBMIT SHOP DRAWINGS, BROCHURES, SAMPLES ETC., TO IHG PRIOR TO FABRICATION. THIS SUBMITTAL (3 BLUELINE PRINT SETS) SHALL BE OF SUFFICIENT DETAIL AND SCALE TO DETERMINE THE COMPLIANCE WITH THE INTENT OF THE ARCHITECTURAL CABINET WORK DRAWINGS AND THE AWI QUALITY STANDARDS SPECIFIED.
4. THE M.C. SHALL VISIT THE PROJECT SITE TO OBTAIN FIELD DIMENSIONS OF THE CONDITIONS AFFECTING THE FABRICATION OF THIS WORK. THE M.C. IS RESPONSIBLE FOR DETAILS AND DIMENSIONS NOT CONTROLLED BY JOB CONDITIONS AND SHALL SHOW ON HIS SHOP DRAWINGS ALL REQUIRED FIELD MEASUREMENTS BEYOND HIS CONTROL. HE SHALL COORDINATE WITH THE GENERAL CONTRACTOR (G.C.) TO DETERMINE THE SIZE AND LOCATION OF THE MILLWORK AS IT RELATES TO THE FOOD/BEVERAGE SERVICE EQUIPMENT, ELECTRICAL, PLUMBING AND TELEPHONE/DATA COMMUNICATION REQUIREMENTS.
5. THE M.C. SHALL LAY OUT THE LOCATION OF HIS WORK AND SHALL COORDINATE ALL INSTALLATION REQUIREMENTS WITH THE WORK OF THE GENERAL CONTRACTOR (G.C.).
6. THE M.C. SHALL INSTALL ALL NEW CABINET WORK AS SHOWN ON THE DRAWINGS.
7. ALL SPECIFIED MATERIALS SHALL BE INSTALLED IN ACCORDANCE WITH THE MANUFACTURER'S SPECIFICATIONS.
8. PROVIDE NON-COMBUSTIBLE BLOCKING AND FRAMING AS REQUIRED.
9. ALL EXPOSED MATERIALS TO BE VENEER & SOLIDS W/SOLID STOCK TRIM UNLESS SPECIFIED OTHERWISE. STAIN TO BE PREMIUM GRADE TRANSPARENT FINISH. STAIN COLOR TO MATCH ST-1, FINISH SCHEDULE. SUBMIT SAMPLE TO Z-SPACE.
10. EXPOSED EDGES TO BE HARDWOOD BANDED.
11. COUNTERTOPS TO BE CONSTRUCTED WITH A MINIMUM NUMBER OF HAIRLINE JOINTS.

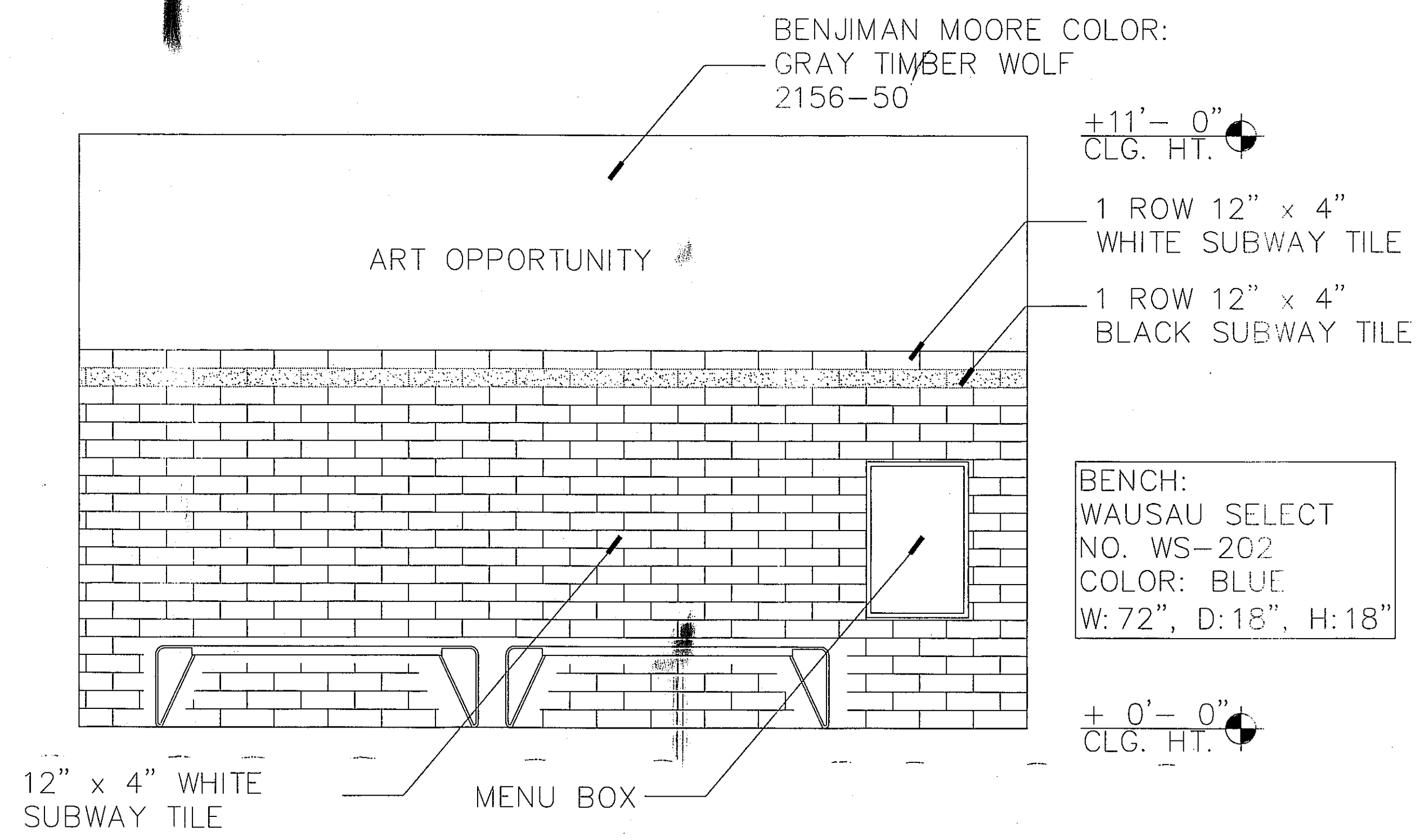
**COPYRIGHT NOTICE:**  
Designs and Details indicated on this Drawing are for use on this Project and this information is disseminated to any person, firm, or corporation, without written permission of Z-SPACE, INC. If used for any other purpose, Z-SPACE, INC. shall be liable for all legal expenses, including commissions and legal fees.

REVISIONS

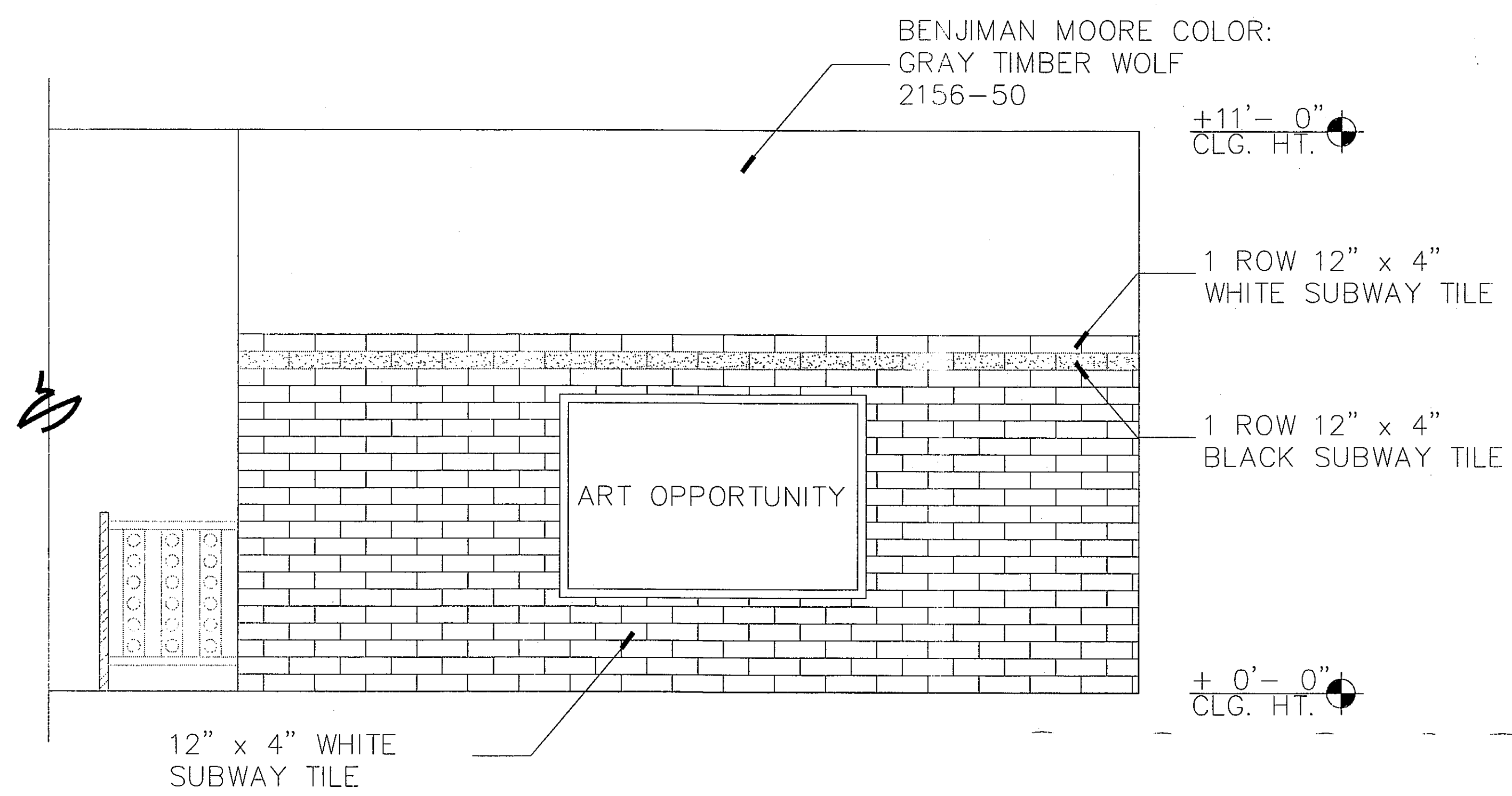
No.	DATE	DESCRIPTION

DATE: 03/06/2012  
SCALE: AS SHOWN  
DRAWN BY: PJ  
DESIGN BY: PJ  
CHK'D. BY: SM  
FILE NO:

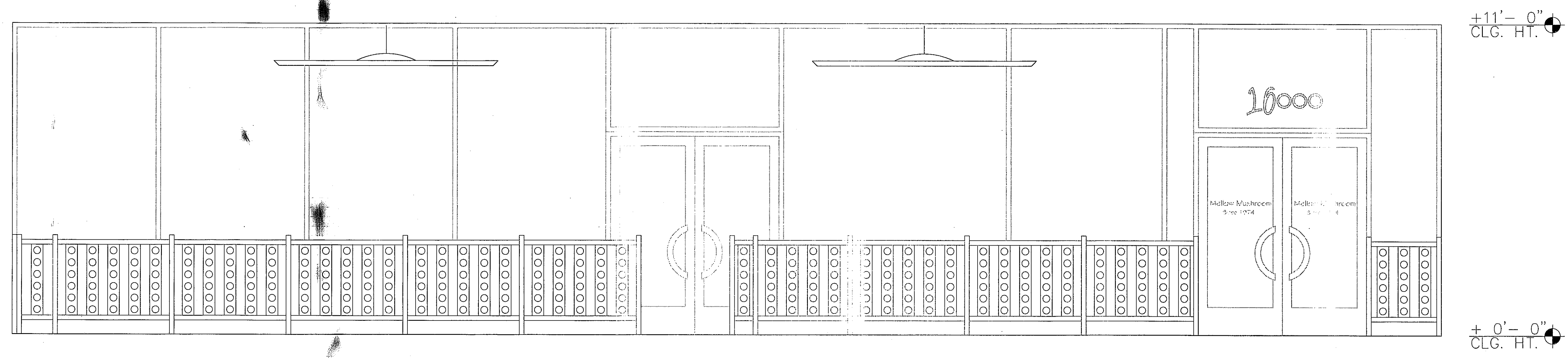
FINISH SCHEDULE  
JOB NO. 1201  
SHEET NO. ID-8



1 ELEVATION @ EXTERIOR ENTRANCE WALL  
SCALE: 1/2"=1'-0"



2 ELEVATION @ PATIO WALL  
SCALE: 1/2"=1'-0"



3 ELEVATION @ EXTERIOR ENTRANCE WALL  
SCALE: 1/2"=1'-0"

**COPYRIGHT NOTICE:**  
Designs and Details indicated on this Drawing are for use on this Project only. They are not to be used by or disclosed to any person, firm, or corporation, without written permission of Z-SPACE, INC. The user is hereby liable to Z-SPACE, INC. for FULL PAYMENT, INCLUDING COMMISSIONS AND LEGAL EXPENSES.

REVISIONS	
No.	DATE

DATE: 03/06/2012  
SCALE: AS SHOWN  
DRAWN BY: PJ  
DESIGN BY: PZ  
CHK'D. BY: SM  
FILE NO:

EXTERIOR ELEVATIONS  
JOB NO. 1201  
SHEET NO. ID-EXT