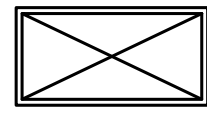











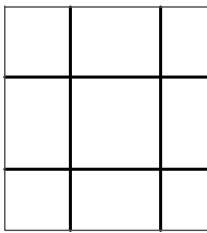



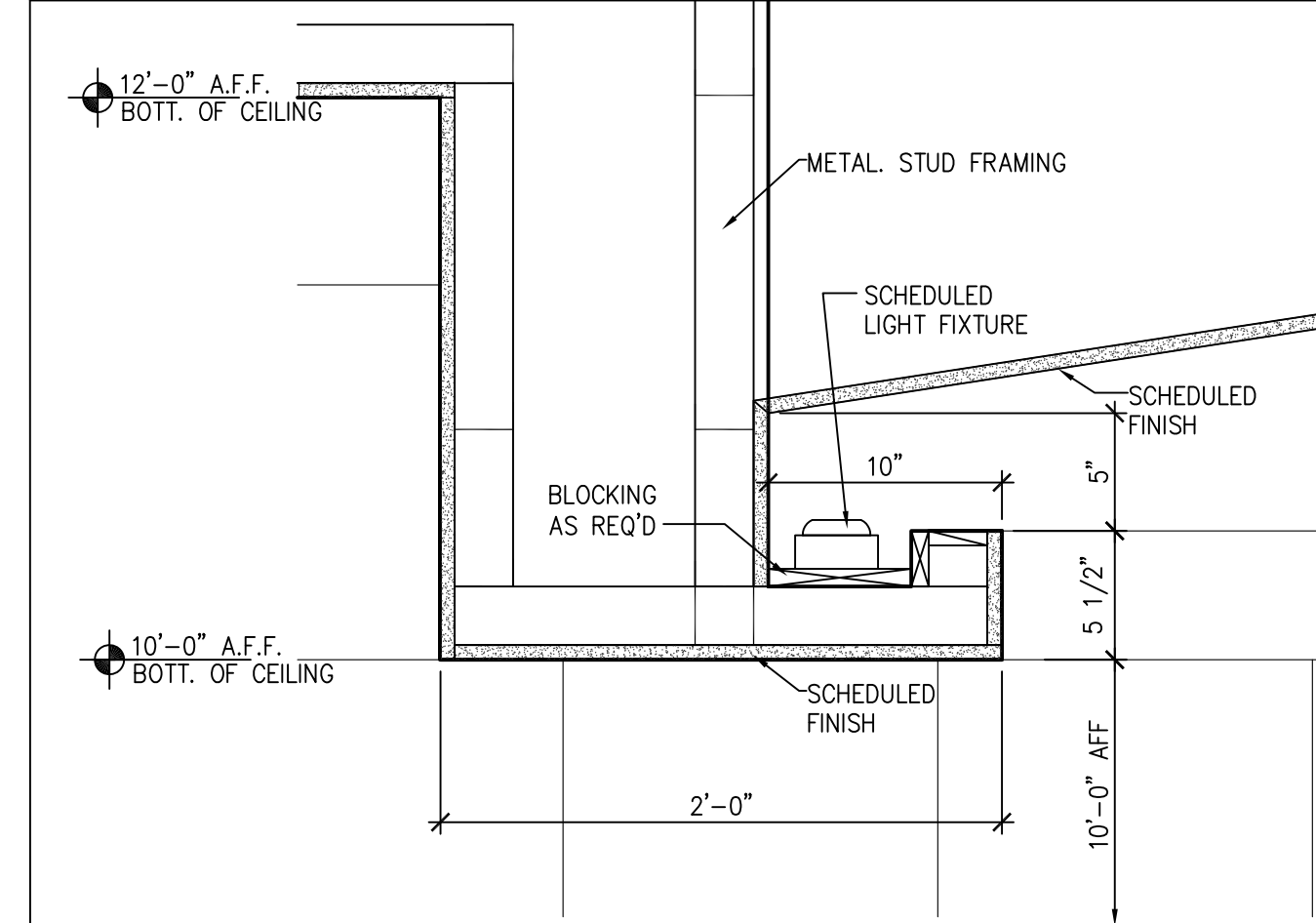


ISSUE
 01-12-12 ISSUED FOR REVIEW
 01-25-12 ISSUED FOR PERMIT
 02-16-12 ISSUED FOR BIDDING

-  2'x4' RECESSED FLUORESCENT LIGHT FIXTURE
-  1'x1' RECESSED FLUORESCENT LIGHT FIXTURE
-  LED COVE FIXTURE
-  VANITY WALL SCONCE
-  EMERGENCY EGRESS EXTERIOR SCONCE LIGHT
-  RECESSED DIRECTIONAL DOWNLIGHT
-  PENDANT LIGHT - ROUND
-  PENDANT LIGHT - SQUARE
-  EXIT LIGHT WITH DIRECTIONAL ARROWS AS REQUIRED. RE: ELECTRICAL DRAWINGS.
-  RECESSED DOWNLIGHT
-  EXISTING LIGHT TO REMAIN
-  DECORATIVE EXTERIOR WALL SCONCE WITH EMERGENCY LIGHT
-  2x2 LAY-IN CEILING TILE
-  GYP. BOARD CEILING

NOTE: REFER TO MECHANICAL & ELECTRICAL DRAWINGS FOR SPECIFIC LIGHT & DIFFUSER INFORMATION.

LEGEND



SOFFIT DETAIL 1-1/2" = 1'-0" 2

