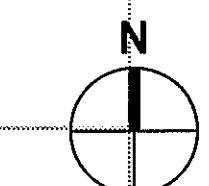
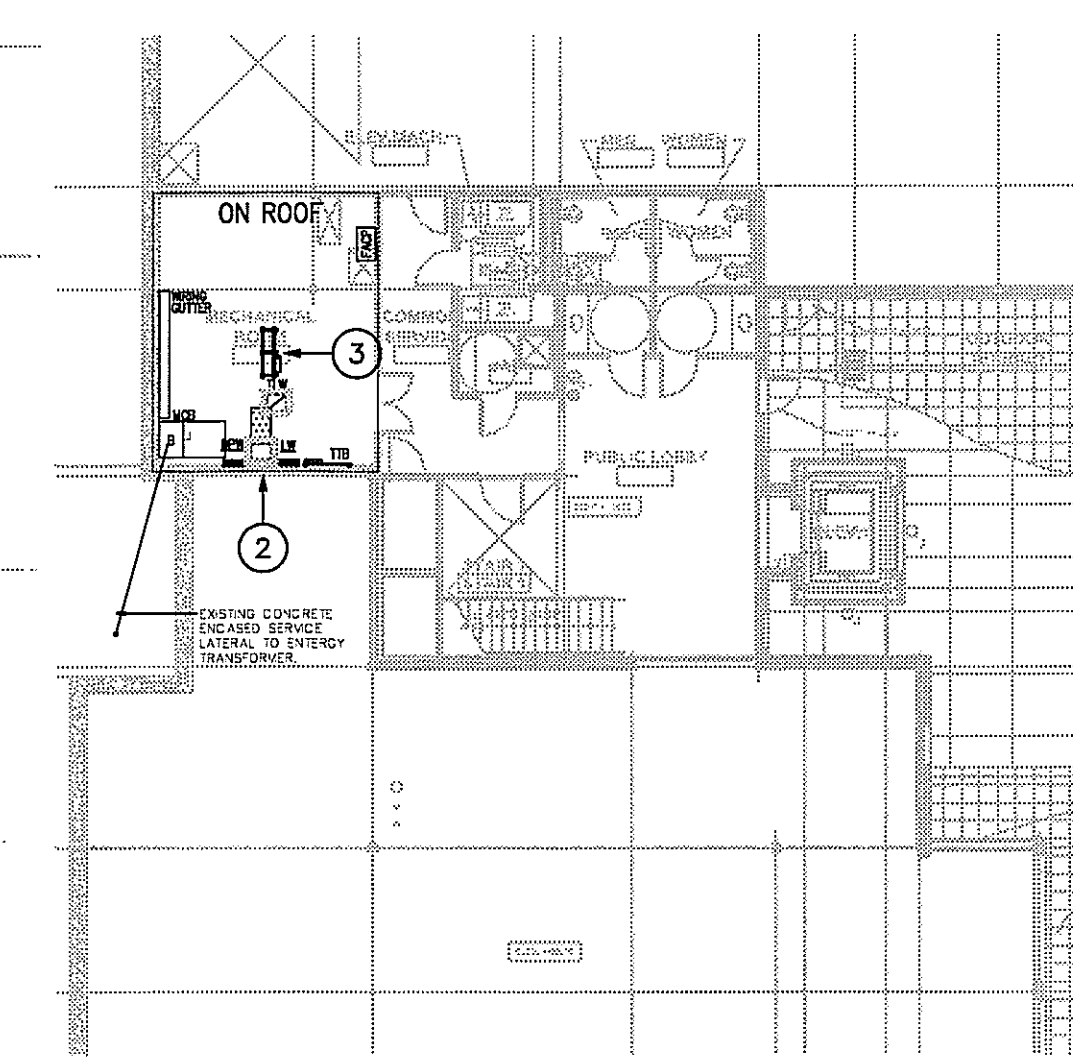


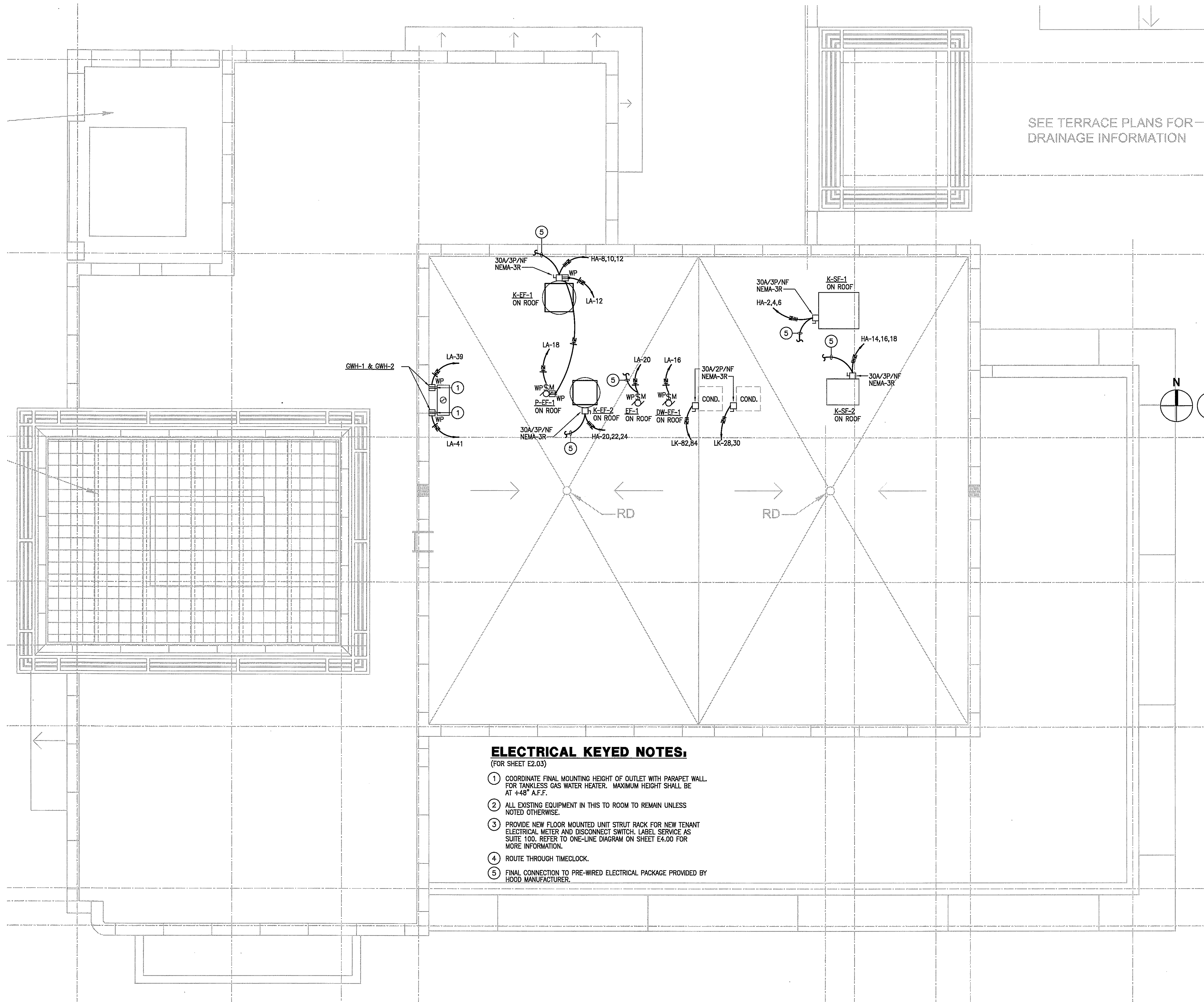


ISSUE
 09-10-10 ISSUED FOR PERMIT
 10-08-10 DBR REVIEW COMMENTS
 11-02-10 ISSUED FOR CONSTRUCTION

SEE TERRACE PLANS FOR DRAINAGE INFORMATION

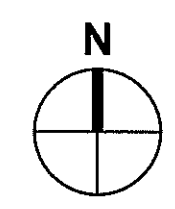


2 ELECTRICAL MECHANICAL ROOM PLAN
 SCALE: 1/4" = 1'-0"



ELECTRICAL KEYED NOTES:

- (FOR SHEET E2.03)
- 1 COORDINATE FINAL MOUNTING HEIGHT OF OUTLET WITH PARAPET WALL FOR TANKLESS GAS WATER HEATER. MAXIMUM HEIGHT SHALL BE AT +48" A.F.F.
 - 2 ALL EXISTING EQUIPMENT IN THIS TO ROOM TO REMAIN UNLESS NOTED OTHERWISE.
 - 3 PROVIDE NEW FLOOR MOUNTED UNIT STRUT RACK FOR NEW TENANT ELECTRICAL METER AND DISCONNECT SWITCH. LABEL SERVICE AS SUITE 100. REFER TO ONE-LINE DIAGRAM ON SHEET E4.00 FOR MORE INFORMATION.
 - 4 ROUTE THROUGH TIMECLOCK.
 - 5 FINAL CONNECTION TO PRE-WIRED ELECTRICAL PACKAGE PROVIDED BY HOOD MANUFACTURER.



1 ELECTRICAL ROOF PLAN
 SCALE: 1/4" = 1'-0"

HARRELL
 ARCHITECTS, LP

9575 Katy Frwy., #200
 Houston, Texas 77024
 tel: 713.722.7071
 fax: 713.722.7072

CONSULTANTS
HOLSTE & ASSOCIATES
 MEP Engineers



PROJECT NAME
LUCA & LEONARDO RESTAURANT



PROJECT ADDRESS
 20 WATERWAY
 THE WOODLANDS, TEXAS

PROJECT NUMBER
 10018
 SHEET NAME
ELECTRICAL ROOF PLAN
 SHEET NUMBER

E2.03