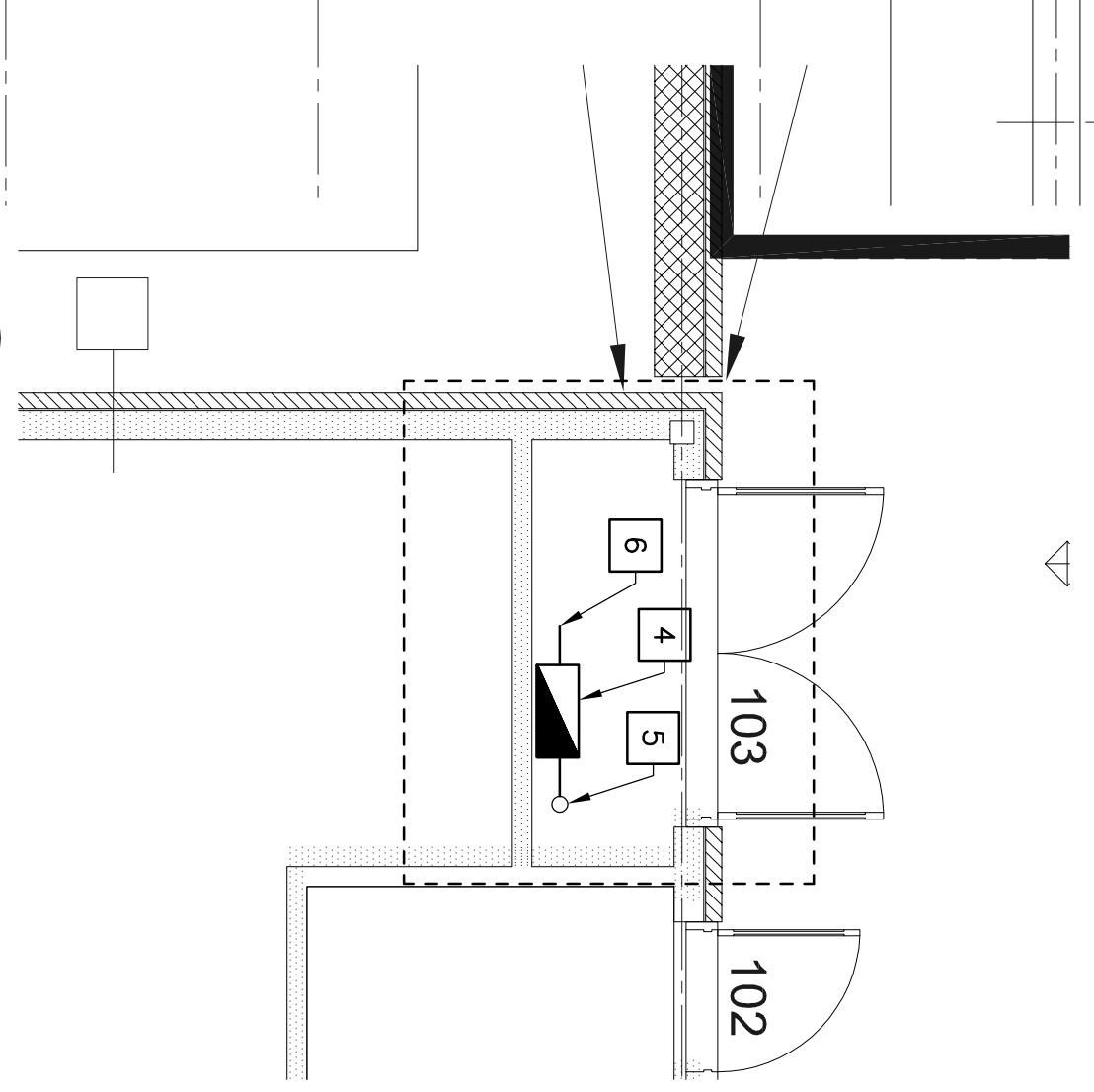
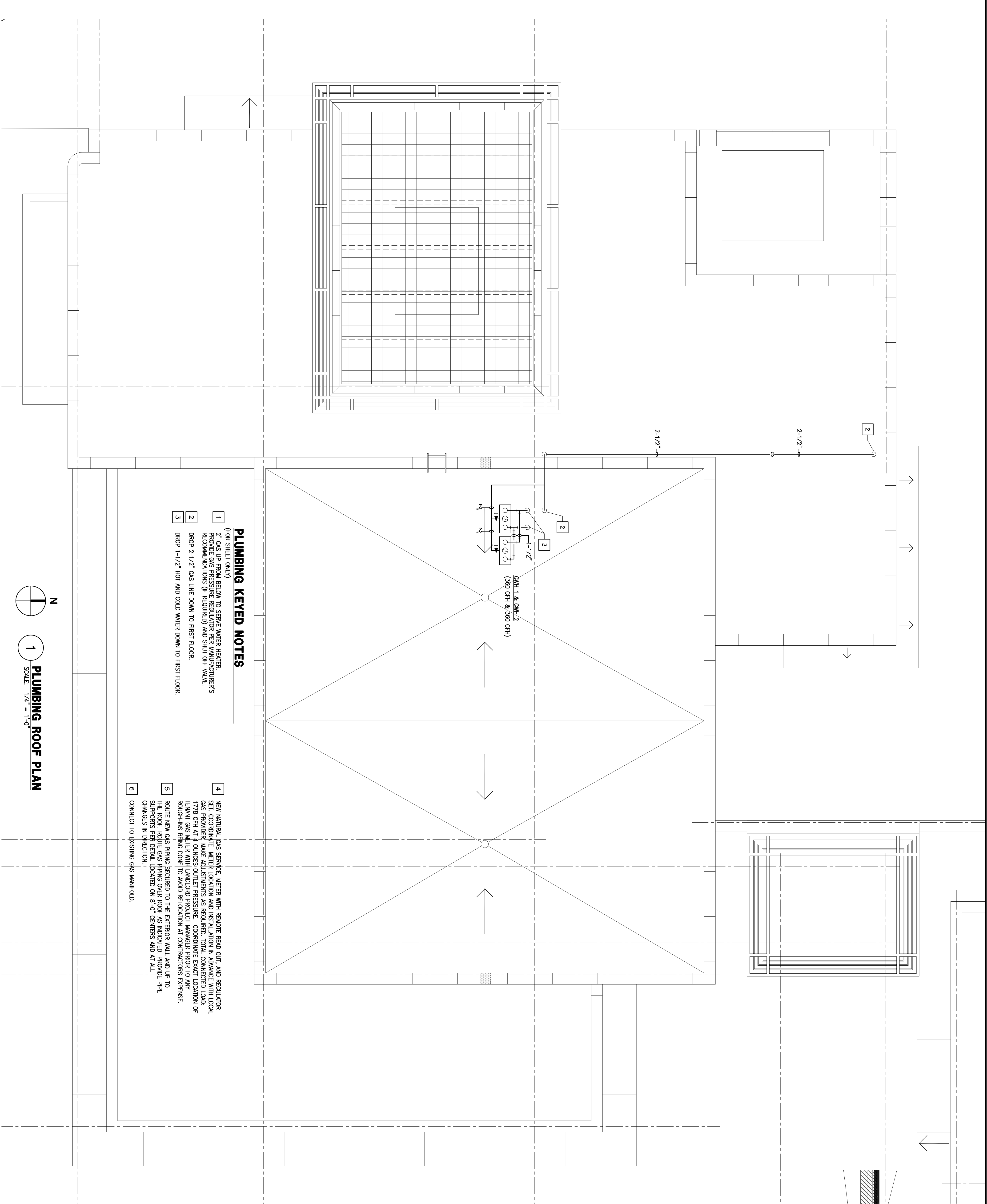


ISSUE
11-30-10 ISSUED FOR PERMIT

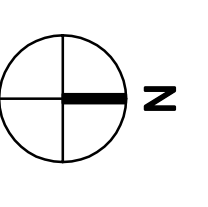


1 PLUMBING PLAN
SCALE: 1/4" = 1'-0"

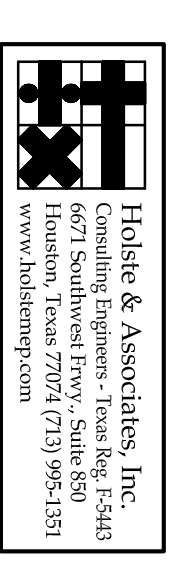


PLUMBING KEYED NOTES

- (FOR SHEET ONLY)
- 1 2" GAS UP FROM BELOW TO SERVE WATER HEATER. PROVIDE GAS PRESSURE REGULATOR PER MANUFACTURER'S RECOMMENDATIONS (IF REQUIRED) AND SHUT OFF VALVE.
 - 2 DROP 2-1/2" GAS LINE DOWN TO FIRST FLOOR.
 - 3 DROP 1-1/2" HOT AND COLD WATER DOWN TO FIRST FLOOR.
 - 4 NEW NATURAL GAS SERVICE, METERS WITH REMOTE READ OUT, AND REGULATOR SET TO 0.000 PSI. METER LOCATION AND INSULATION IN ADVANCE WITH LOCAL GAS PROVIDER. MAKE ADJUSTMENTS AS REQUIRED. DUAL CONNECTED LOADS OF 1000 BTU PER HOUR SHALL BE USED FOR SIZING. PROVIDE LOCATION OF TENANT GAS METERS WITH LANDLORD PROJECT MANAGER PRIOR TO ANY ROUGH-IN'S BEING DONE. TO AVOID RELOCATION AT CONTRACTOR'S EXPENSE.
 - 5 ROUTE NEW GAS PIPING SECURED TO THE EXTERIOR WALL AND UP TO SUPPORTS PER DETAIL LOADED ON 6-0" CENTERS AND AT ALL.
 - 6 CONNECT TO EXISTING GAS MANIFOLD.



1 PLUMBING ROOF PLAN
SCALE: 1/4" = 1'-0"



Holbe & Associates, Inc.
Consulting Engineers - Texas Reg. 15843
Houston, Texas 77071 (713) 962-1371
www.holbe.com

HARRELL
ARCHITECTS, LP
927E KWH Fwy. #200
Houston, Texas 77024
tel: 713.722.7071
fax: 713.722.7072

CONSULTANTS
HQ SITE & ASSOCIATES
MEP Engineers

PROJECT NAME
GUADALUPANA
RESTAURANT



PROJECT ADDRESS
29 WATERWAY
THE WOODLANDS, TEXAS

PROJECT NUMBER
SHEET NAME
**PLUMBING ROOF
PLAN**
SHEET NUMBER

P1.01