

ISSUE  
10-29-10 Permit

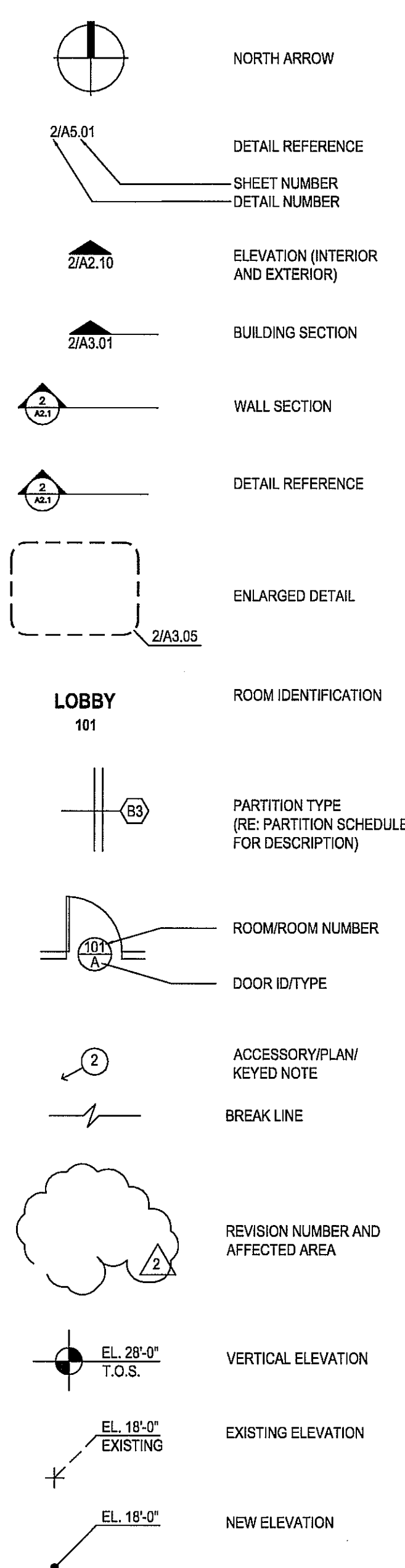
ABBREVIATIONS

Table of abbreviations for architectural and engineering symbols, including categories like A (Anchor Bolt), B (Board), C (Cabinet), D (Double), E (Each), F (Fire Alarm), G (Galvanized), H (Hose Bibb), I (Inside Diameter), J (Janitor), K (Key), L (Laminate), M (Meter), N (Not in Contract), O (Overall), P (Partition), Q (Quarry Tile), R (Reinforced Concrete), S (Schedule), T (Texture Coating), U (Underwriters Laboratory), V (Vacuum), W (Water Closet), X (Transformer).

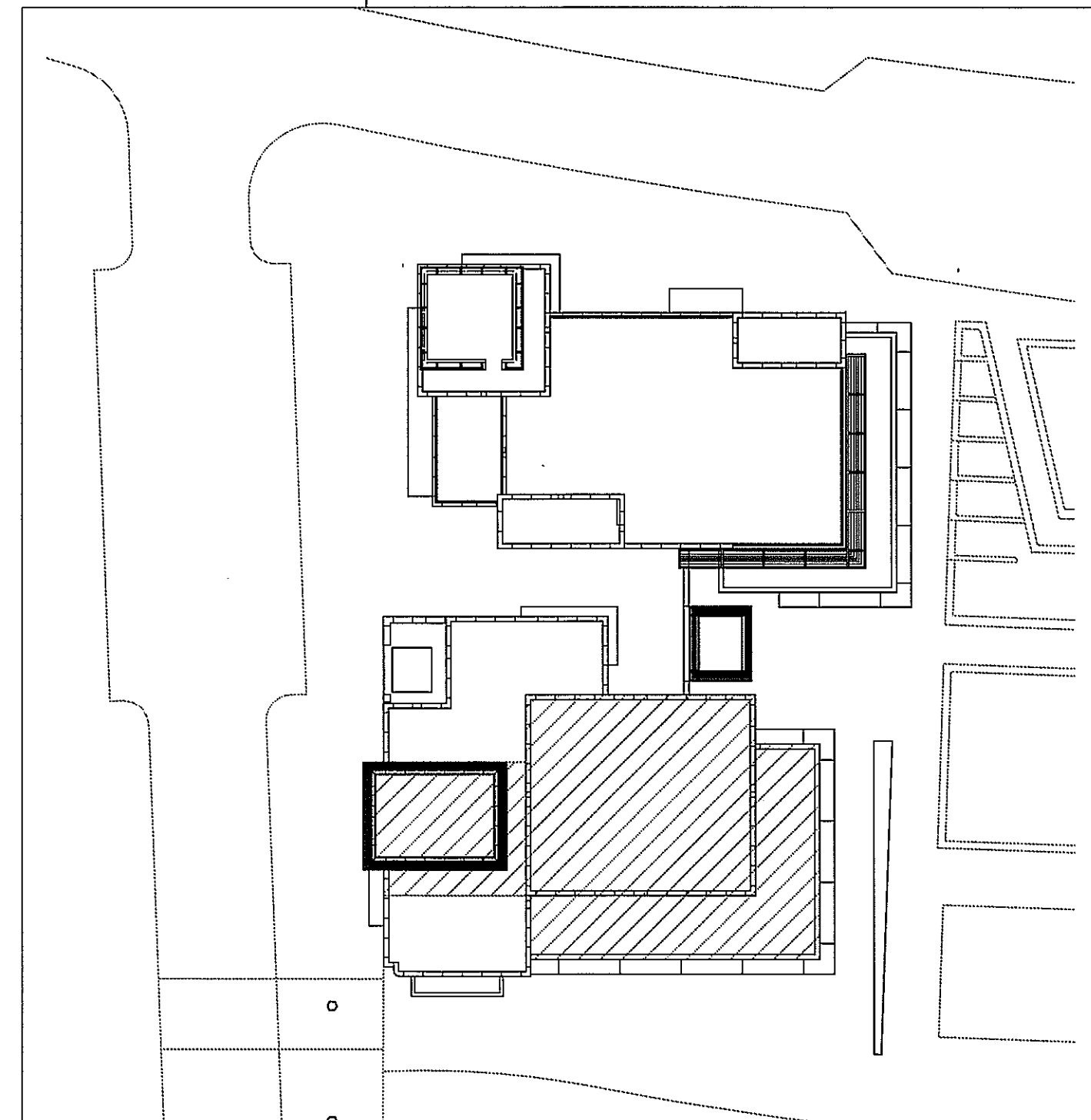
ABBREVIATIONS

Table of abbreviations for specific symbols, including symbols for centerline, AT, channel, plate, angle, and plus/minus.

REFERENCE SYMBOLS



STD REFERENCE SYMBOLS



BUILDING CODES:

Building Code: 2006 International Building Code (w City of Houston Amendments)  
Fire Code: 2006 International Fire Code  
Electrical Code: 2003 National Electrical Code  
Plumbing Code: 2003 Uniform Plumbing Code / w City of Houston Amendments  
Mechanical Code: 2003 Uniform Mechanical Code / w City of Houston Amendments  
Energy Code: 2003 International Energy Conservation Code

PROJECT DATA:

BUILDING ADDRESS: 20 WATERWAY AVENUE, THE WOODLANDS, TEXAS, 77380  
BUILDING OWNER: The Woodlands Development Corporation (713) 719-6300  
LAND AREA: N/A  
BUILDING GROSS AREA: N/A  
PROJECT AREA: 4,427 SF  
TOTAL: 4,427 SF  
OCCUPANCY TYPE: A-2  
OCCUPANT LOAD: 212  
CONSTRUCTION TYPE: 1-A  
BUILDING AREA / HEIGHT: 2 STORY  
SPRINKLERED: YES  
EGRESS WIDTH REQUIRED: 212 OCC. X .15 INCHES = 32 INCHES OR 44" CLEAR, WHICHEVER IS GREATER.  
EGRESS WIDTH PROVIDED: 144 INCHES  
PARKING: 10 SPACES PER 1000SF OF RESTAURANT: (2,969/1000) = 29  
HANDICAPPED PARKING REQUIRED: BETWEEN 51-75 SPACES: 1 (1 Van)  
PARKING PROVIDED: N/A  
HANDICAPPED PARKING PROVIDED: N/A  
PLUMBING FIXTURE REQUIREMENTS:  
WATER CLOSETS REQUIRED: 167/775= 3 (1 male, 2 female)  
WATER CLOSETS PROVIDED: 3 (1 male, 2 female)  
LAVATORIES REQUIRED: 167/200= 2 (1 male, 1 female)  
LAVATORIES PROVIDED: 2 (1 male, 1 female)

SHEET INDEX

Table listing sheet numbers and titles under categories: GENERAL INFORMATION, ARCHITECTURAL, MECHANICAL, ELECTRICAL, PLUMBING, and FOOD SERVICE.

APPROVED: RM  
By: MONTGOMERY COUNTY HEALTH SERVICES  
PENDING FINAL INSPECTION  
Please given back to: MC  
Copy to: DD

DRAWING INDEX

PROJECT CONSISTS OF INTERIOR CONSTRUCTION, ON THE GROUND FLOOR OF A MULTI-STORY BUILDING, FOR A 4,427 GSF. RESTAURANT IN THE WOODLANDS, TEXAS.



CONSULTANTS  
Hotels & Associates, Inc.  
MEP Engineers

PROJECT NAME  
GUADALUPANA RESTAURANT



PROJECT ADDRESS  
20 WATERWAY  
THE WOODLANDS, TEXAS

PROJECT NUMBER  
10019  
SHEET NAME

GENERAL INFORMATION

SHEET NUMBER

A0.00

STANDARD ABBREVIATIONS


10 SITE MAP - 20 WATERWAY

7 PROJECT LOCATION

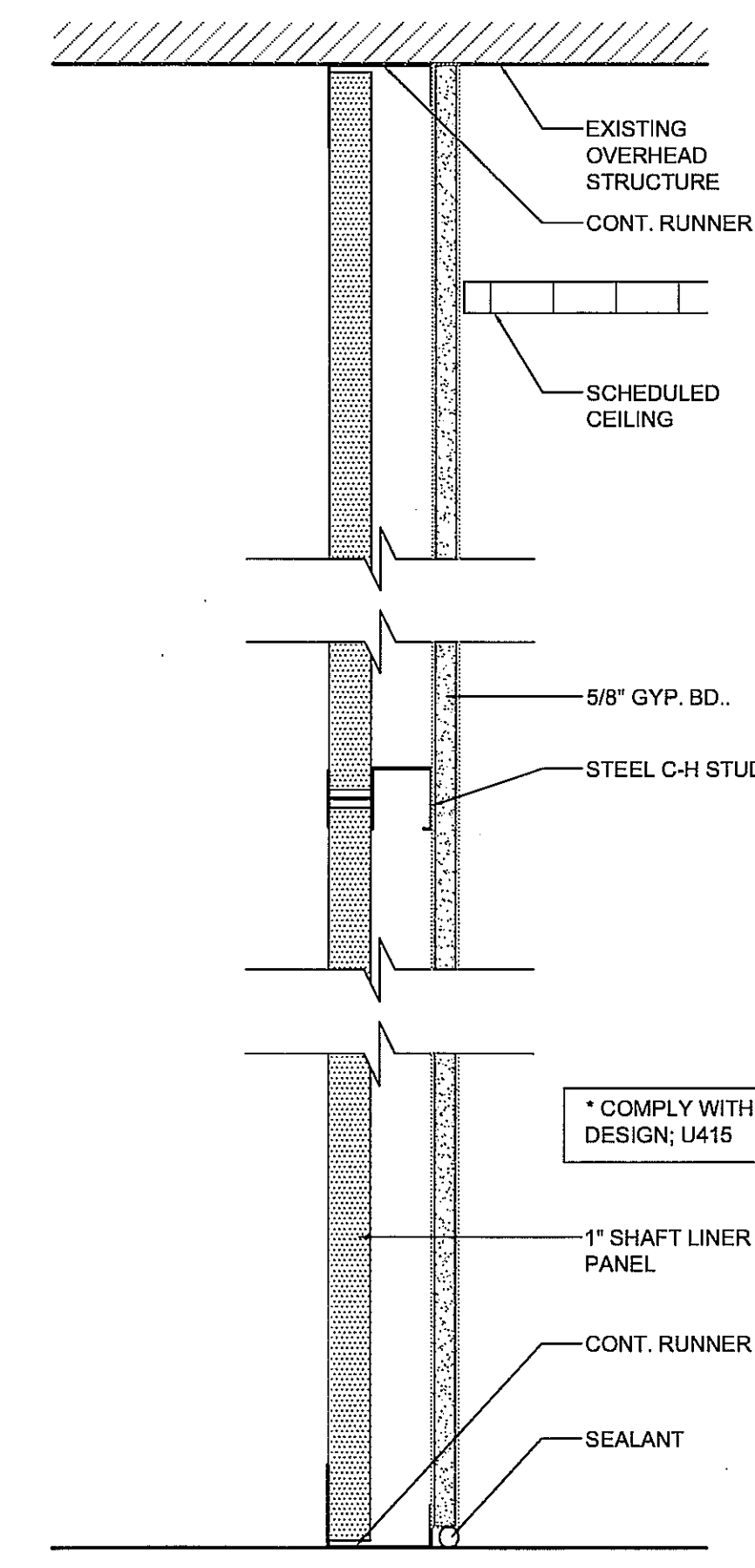
8 PROJECT DATA

5 PROJECT DESCRIPTION

1

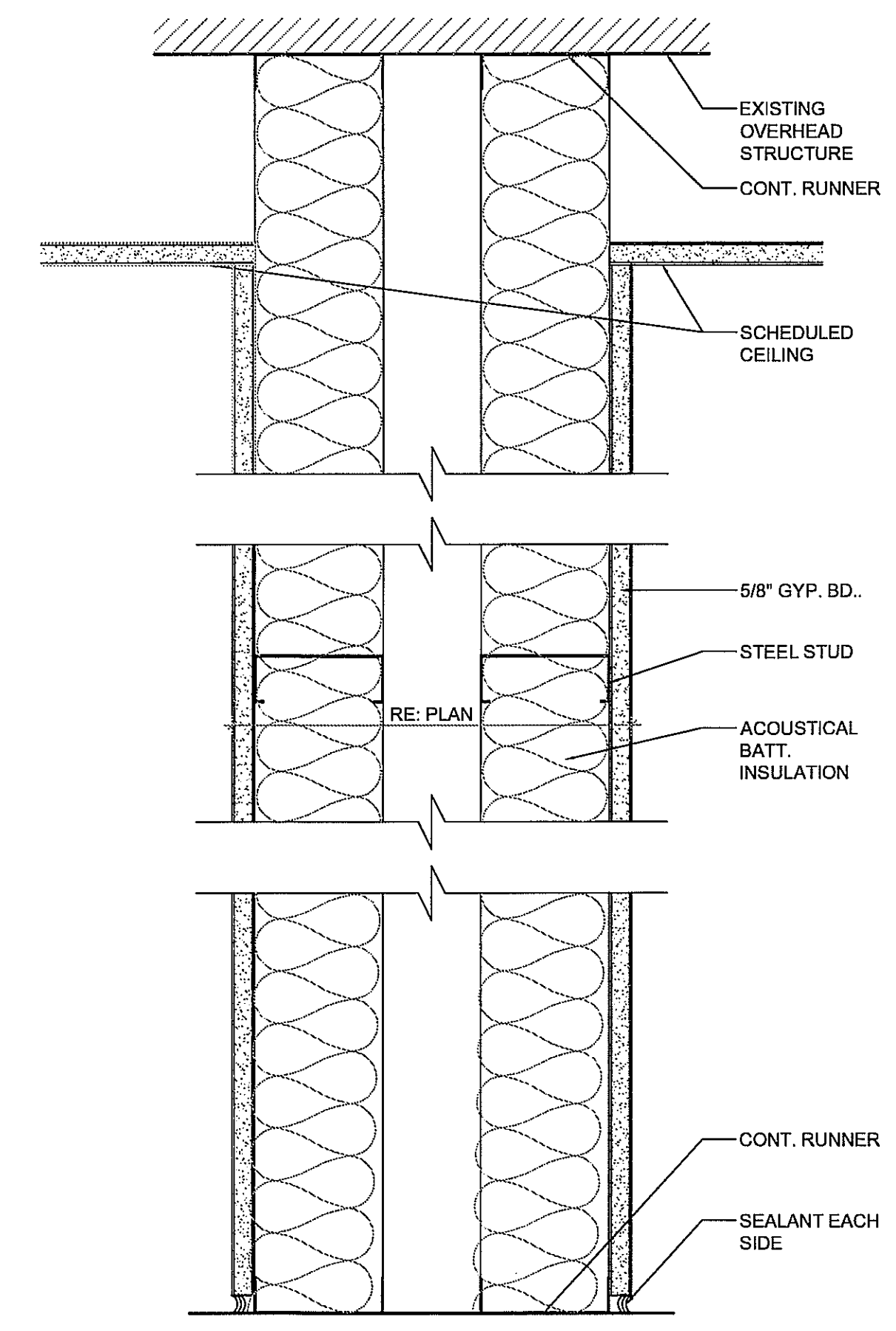


ISSUE  
10-29-2010 Permit 1



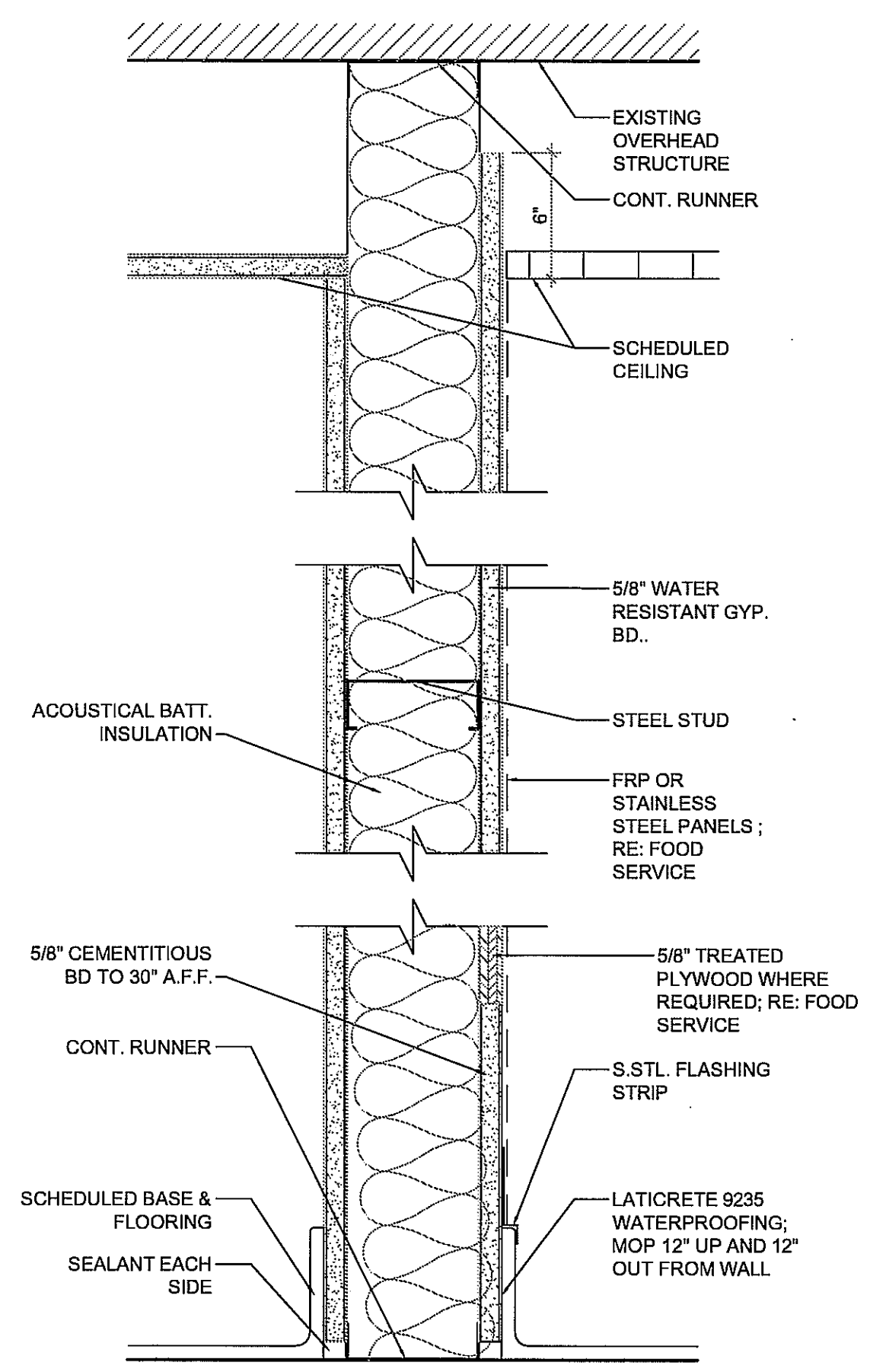
TYPE	STEEL C-H STUD			ASSEMBLY THICKNESS	FIRE RATING	LIMITING HEIGHTS
	SIZE	GAUGE	SPACING			
D	4"	25	24"	4-5/8"	1 HOUR	10'-9"
D1	2-1/2"	25	24"	3-1/8"	1 HOUR	10'-9"

PARTITION TYPE - D 3" = 1'-0" 7



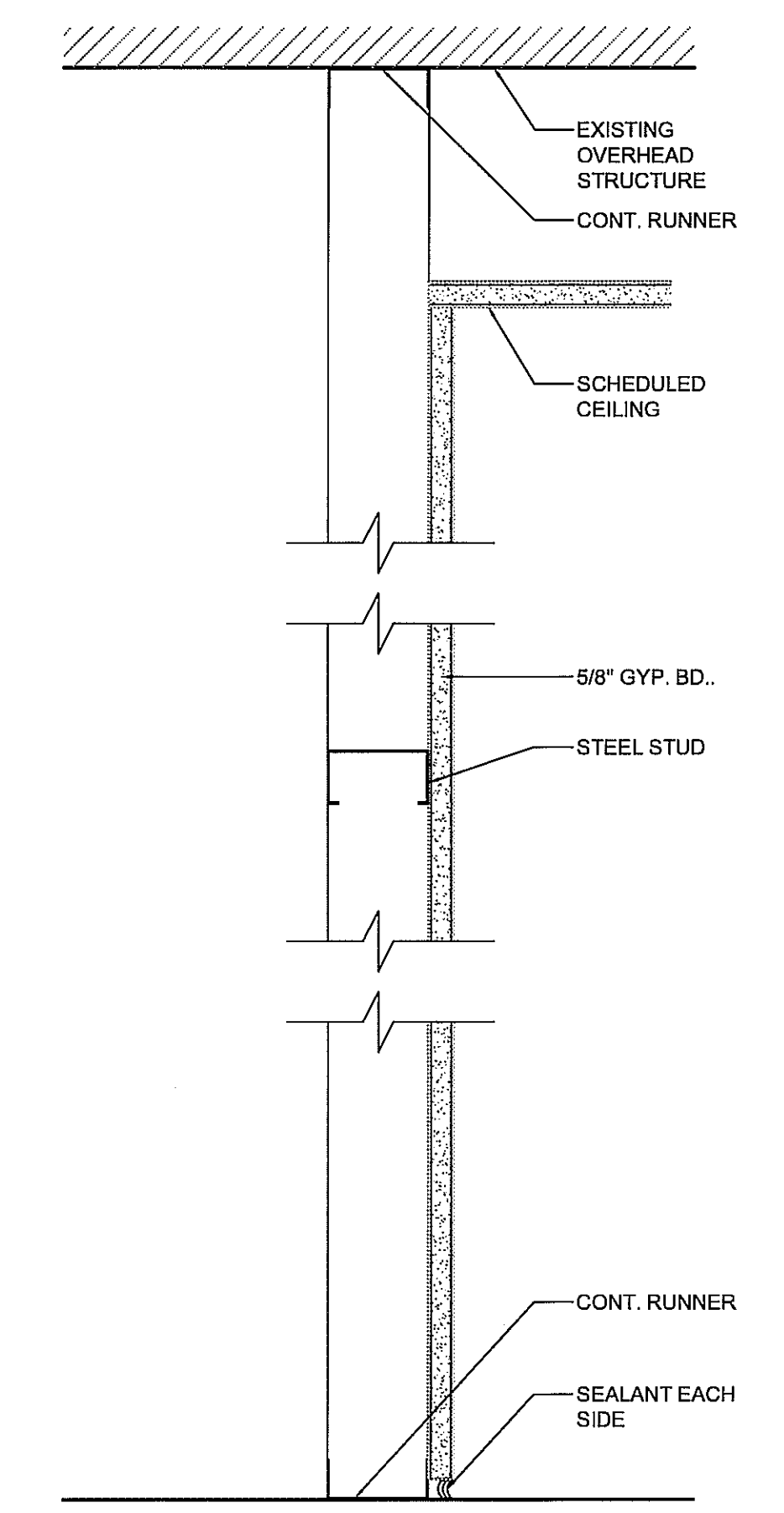
TYPE	STEEL STUD			ASSEMBLY THICKNESS	FIRE RATING	LIMITING HEIGHTS
	SIZE	GAUGE	SPACING			
B	3-5/8"	20	24"	SEE PLAN		14'-0"
B1	2-1/2"	20	24"	SEE PLAN		10'-9"

PARTITION TYPE - B 3" = 1'-0" 3



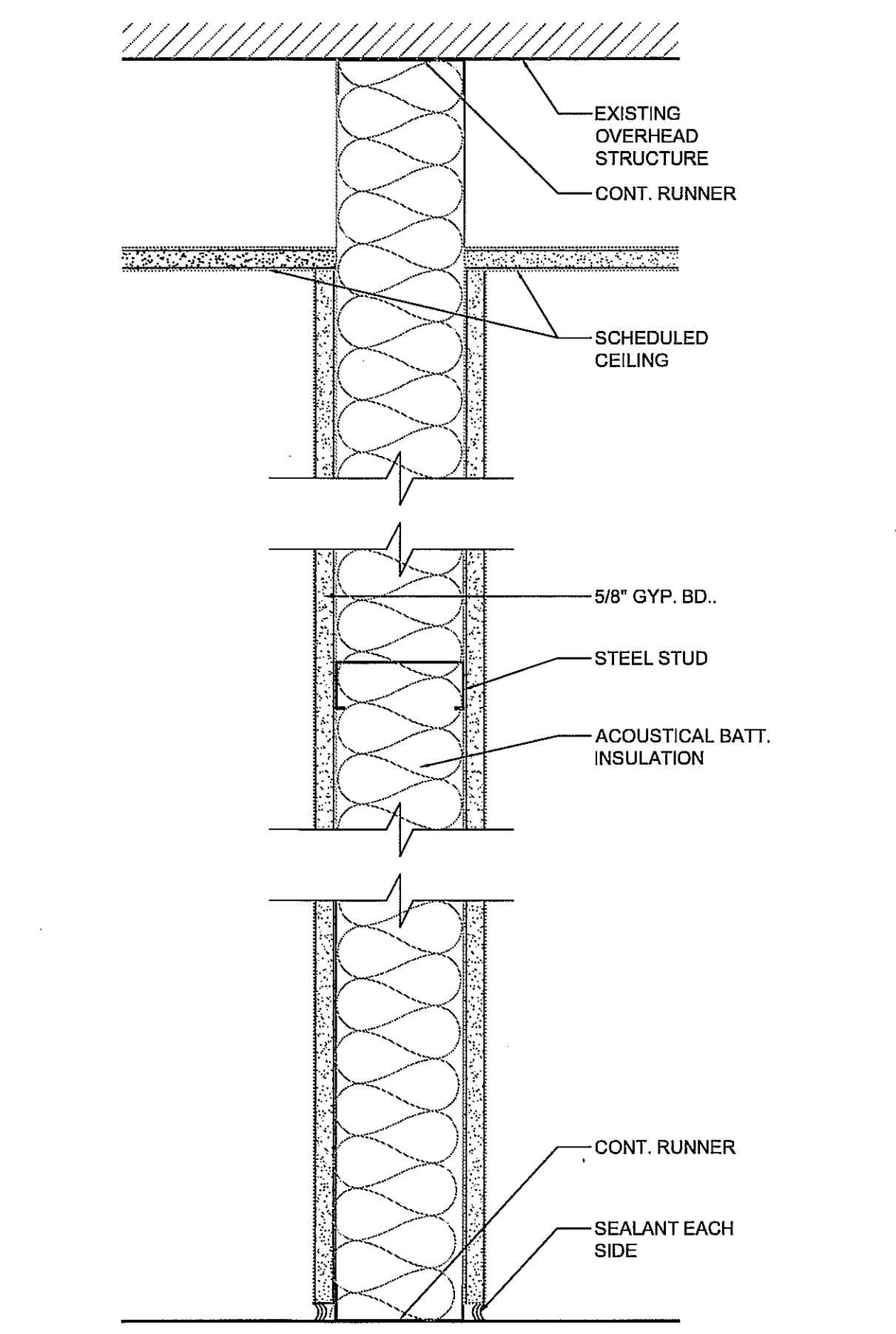
TYPE	STEEL STUD			ASSEMBLY THICKNESS	FIRE RATING	LIMITING HEIGHTS
	SIZE	GAUGE	SPACING			
E	3-5/8"	20	24"	4-7/8"		14'-0"
E1	6"	20	24"	7-1/4"		20'-3"

PARTITION TYPE - E 3" = 1'-0" 9



TYPE	STEEL STUD			ASSEMBLY THICKNESS	FIRE RATING	LIMITING HEIGHTS
	SIZE	GAUGE	SPACING			
C	2-1/2"	20	24"	3-1/8"		10'-9"
C1	3-5/8"	20	24"	4-1/4"		14'-0"

PARTITION TYPE - C 3" = 1'-0" 5



TYPE	STEEL STUD			ASSEMBLY THICKNESS	FIRE RATING	LIMITING HEIGHTS
	SIZE	GAUGE	SPACING			
A	3-5/8"	20	24"	4-7/8"		14'-0"
A1	2-1/2"	20	24"	3-3/4"		10'-9"

PARTITION TYPE - A 3" = 1'-0" 1



9575 Katy Frwy., #200  
Houston, Texas 77024  
tel: 713.722.7071  
fax: 713.722.7072

CONSULTANTS  
Holste & Associates, Inc.  
MEP Engineers

PROJECT NAME  
GUADALUPANA RESTAURANT



PROJECT ADDRESS  
20 WATERWAY  
THE WOODLANDS, TEXAS

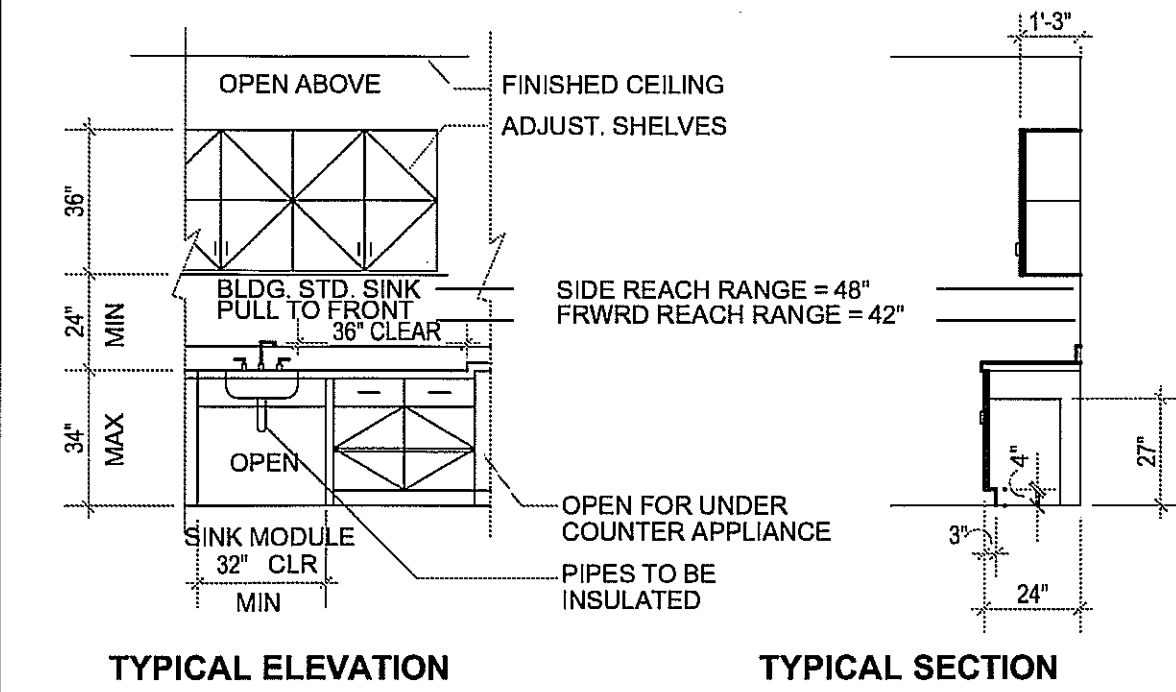
PROJECT NUMBER  
10019  
SHEET NAME

PARTITION TYPES  
SHEET NUMBER

**A0.02**



ISSUE  
10-29-2010 Permit 1



- A. DIMENSIONS SHOWN ON THIS SHEET ARE TYPICAL AND SHALL BE USED UNLESS SHOWN OTHERWISE IN THE CONTRACT DOCUMENTS.
- B. NOT ALL ITEMS INDICATED ON THIS SHEET ARE USED IN THIS PROJECT. REFER TO THE CONTRACT DOCUMENTS FOR ITEMS THAT ARE USED.
- C. ALL CONTROLS, SWITCHES, THERMOSTATS, ETC. SHALL BE MOUNTED NOT TO EXCEED 48" IN HEIGHT FOR FORWARD APPROACH & 54" MAX. FOR SIDE APPROACH.
- D. FAUCETS TO OPERATE AT A MAX. FORCE OF 5 LBS.

**TYPICAL MILLWORK REQUIREMENTS**

\* THESE DETAILS ARE SCHEMATIC ONLY. REFER TO ARCH. PLAN FOR EXACT CABINET LENGTH, SINK LOCATION, AND/OR UNDER COUNTER APPLIANCE.

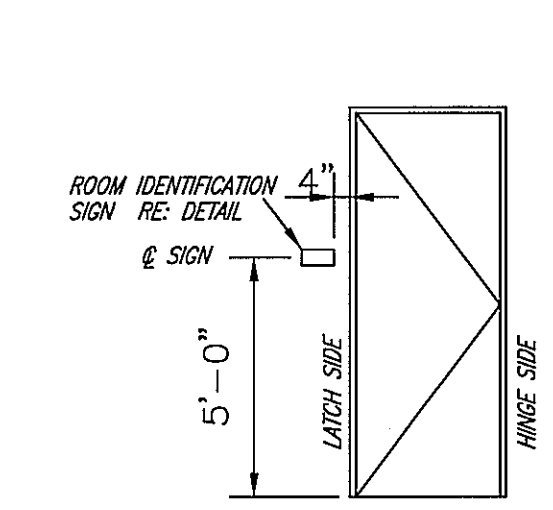
NOTES:  
1. ALL TYPICAL NOTES (BELOW) APPLY.  
2. CABINET DETAIL APPLIES ONLY IF SHOWN ON ARCH. PLAN.  
3. UPPER CABINETS APPLY ONLY WHEN SHOWN ON ARCH. PLAN.

VIEWPORT	1/8" = 1'-0"	20	VIEWPORT	1/8" = 1'-0"	16	VIEWPORT	1/8" = 1'-0"	12	TYPICAL MILLWORK REQUIREMENTS	1/4" = 1'-0"	8	GENERAL NOTES	4
----------	--------------	----	----------	--------------	----	----------	--------------	----	-------------------------------	--------------	---	---------------	---

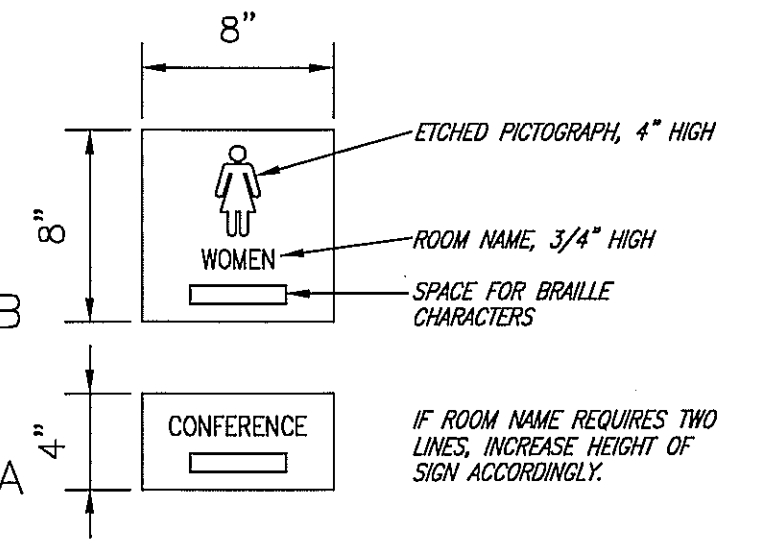
- GENERAL NOTES:**
- WHERE THERE IS INSUFFICIENT WALL SPACE ON THE LATCH SIDE OF THE DOOR, MOUNT SIGN ON WALL ADJACENT TO LATCH SIDE, WITH CENTER LINE 5'-0" ABOVE FLOOR.
  - SIGNS FOR ALL MEN'S AND WOMEN'S TOILETS ARE THE ONLY ONES WITH PICTOGRAPHS. ALL OTHERS ARE SIMILAR TO THE LOWER EXAMPLE.
  - LETTERS AND NUMERALS SHALL BE 3/4" HIGH, UPPER CASE, IN A SANS SERIF TYPEFACE, WITH LETTER WIDTH-TO-HEIGHT RATIO BETWEEN 3:5 AND 1:1. STROKE WIDTH-TO-HEIGHT RATIO SHALL BE BETWEEN 1:5 AND 1:10.
  - LETTERS AND NUMERALS SHALL BE RAISED (PICTOGRAM TO BE RAISED OR INCISED) A MINIMUM OF 1/32", AND SHALL BE ACCOMPANIED BY GRADE 2 BRAILLE, PLACED BELOW THE LETTERS.
  - CHARACTERS AND BACKGROUNDS OF SIGNS SHALL BE OF A NON-GLARE FINISH, AND SHALL HAVE A SIGNIFICANT LIGHT-DARK CONTRAST WITH EACH OTHER.
  - REFER TO SPECIFICATIONS FOR MATERIALS AND PERMISSIBLE MOUNTING METHODS.
  - CONSULT LOCAL CODE OFFICIAL FOR VERIFICATION PRIOR TO SIGN FABRICATION.

**INTERIOR SIGNAGE BY CONTRACTOR:**

1/8" THICK PLASTIC LAMINATE WITH BLACK LETTERING

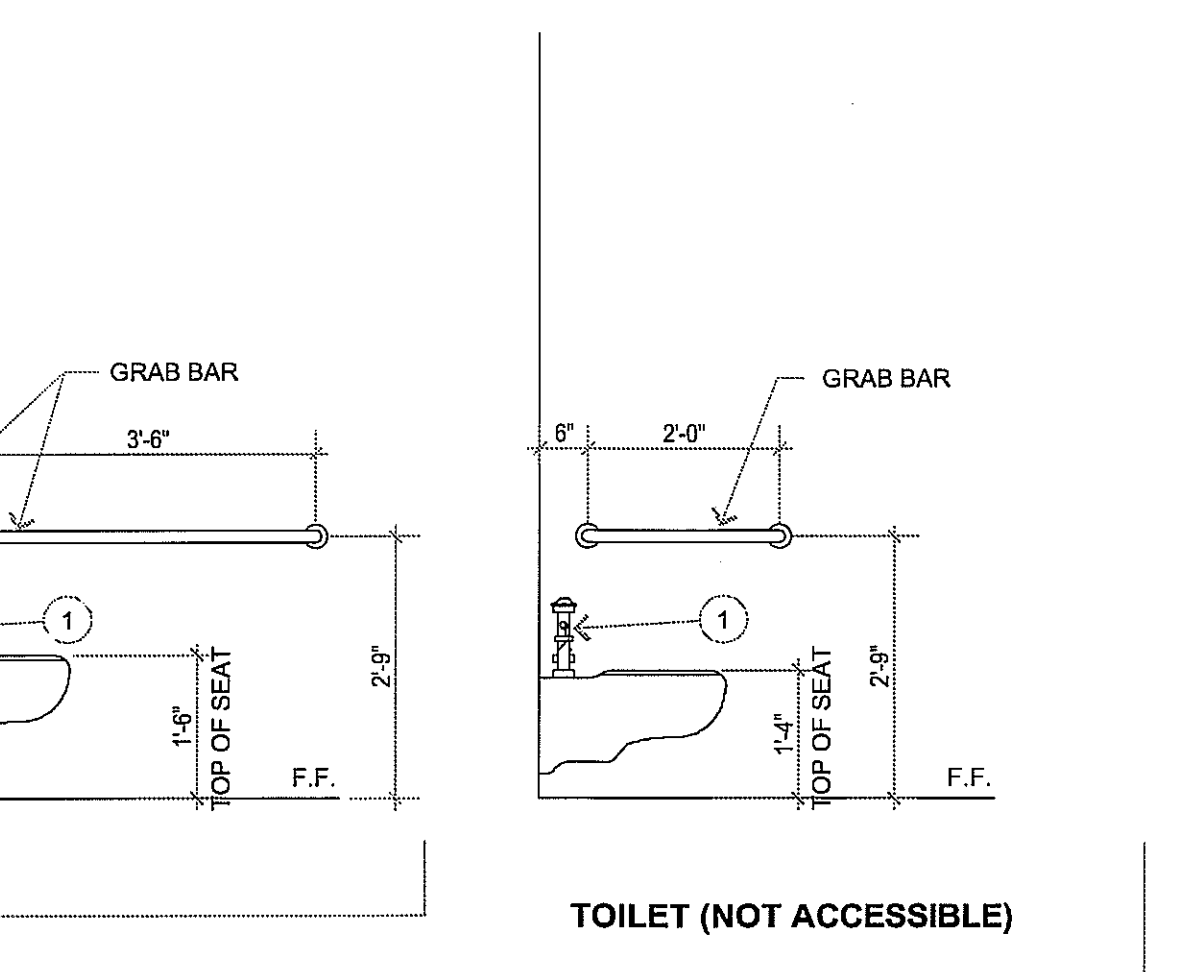
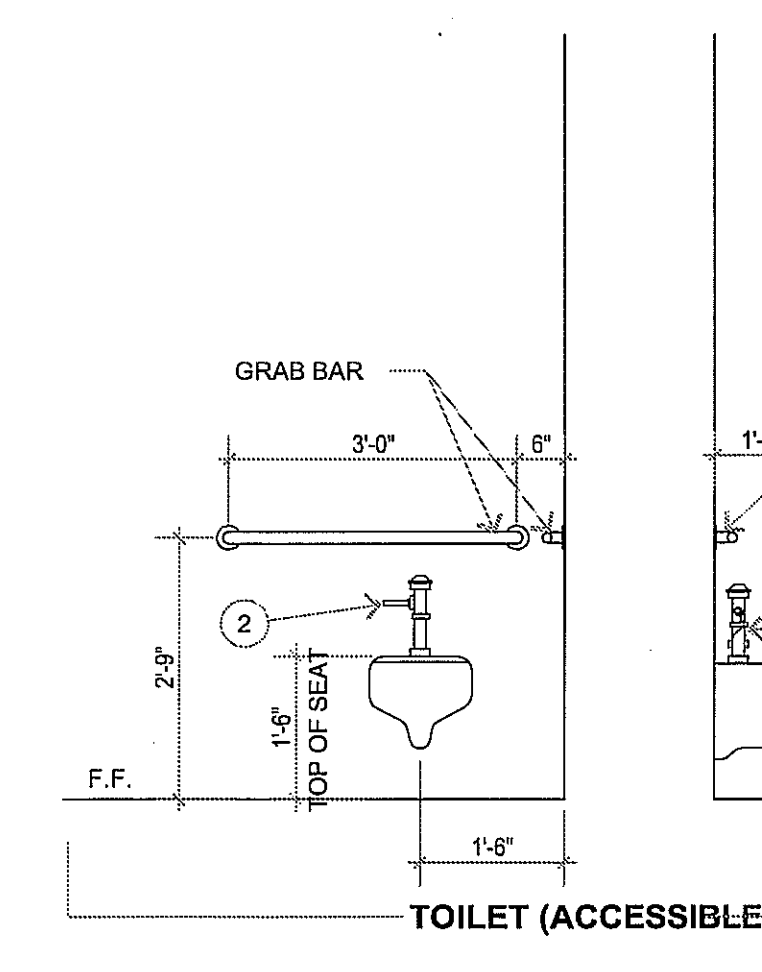
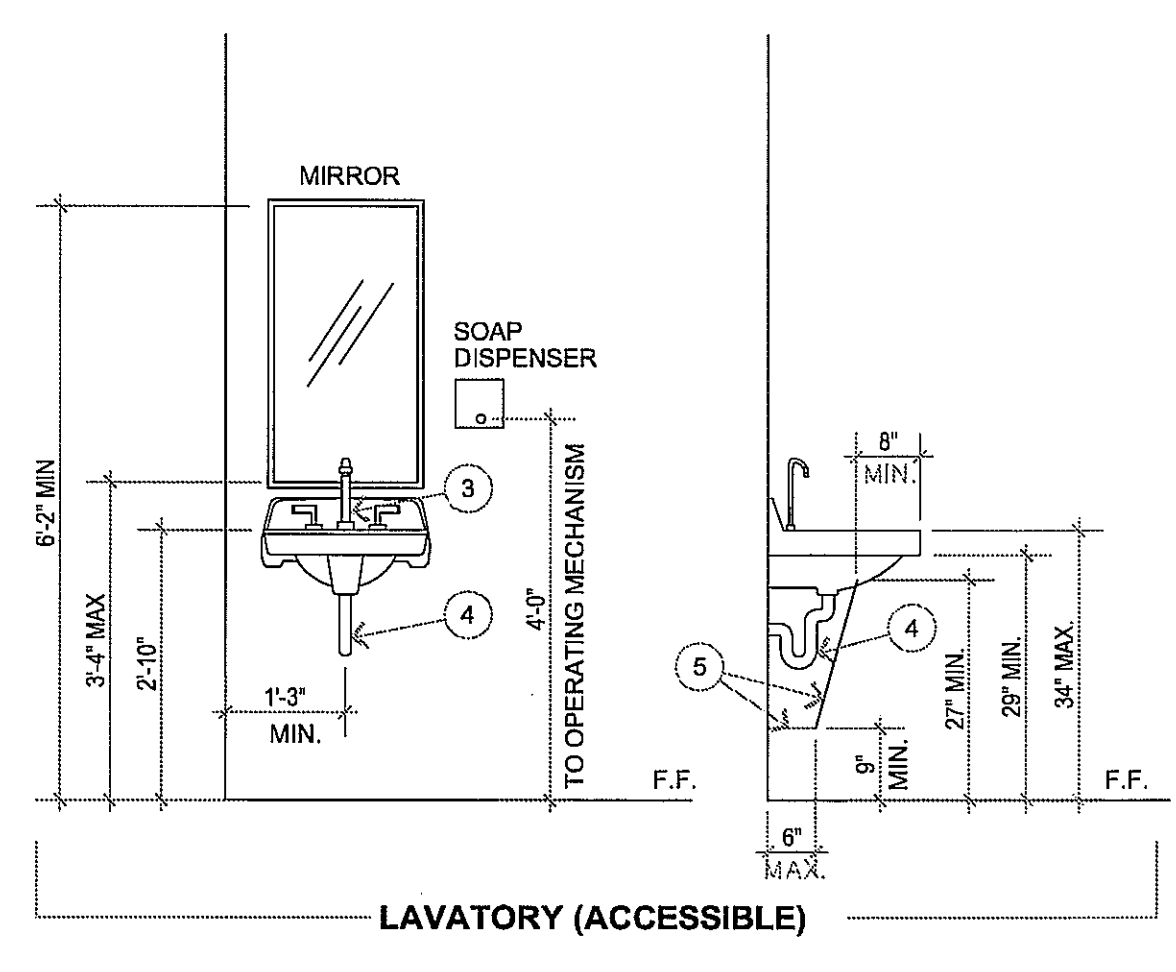
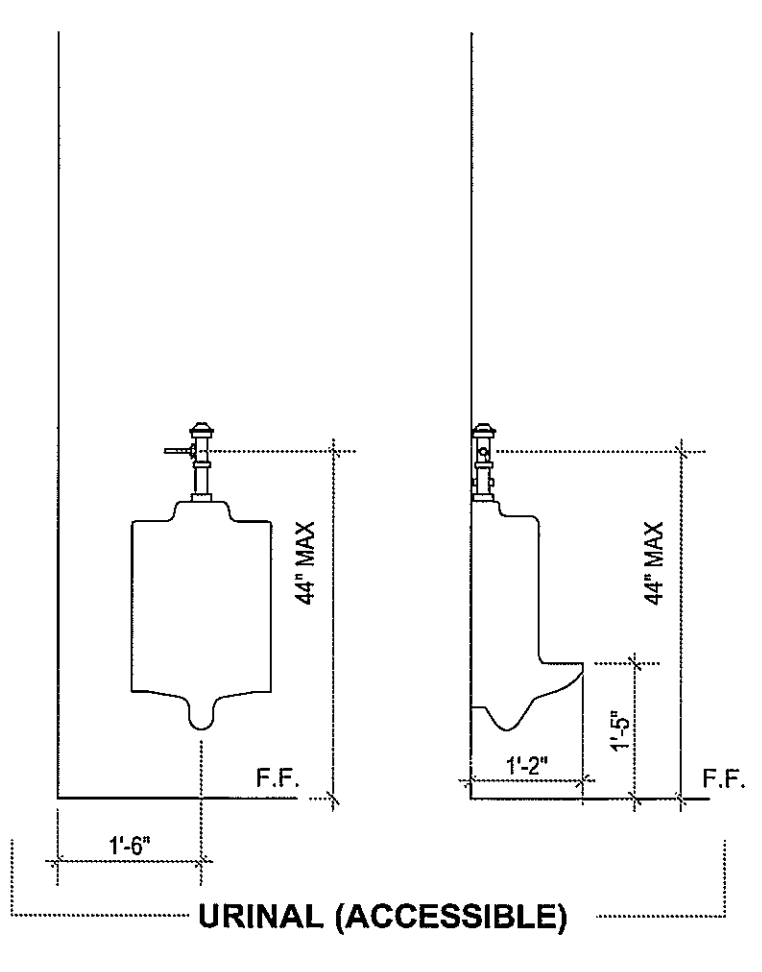
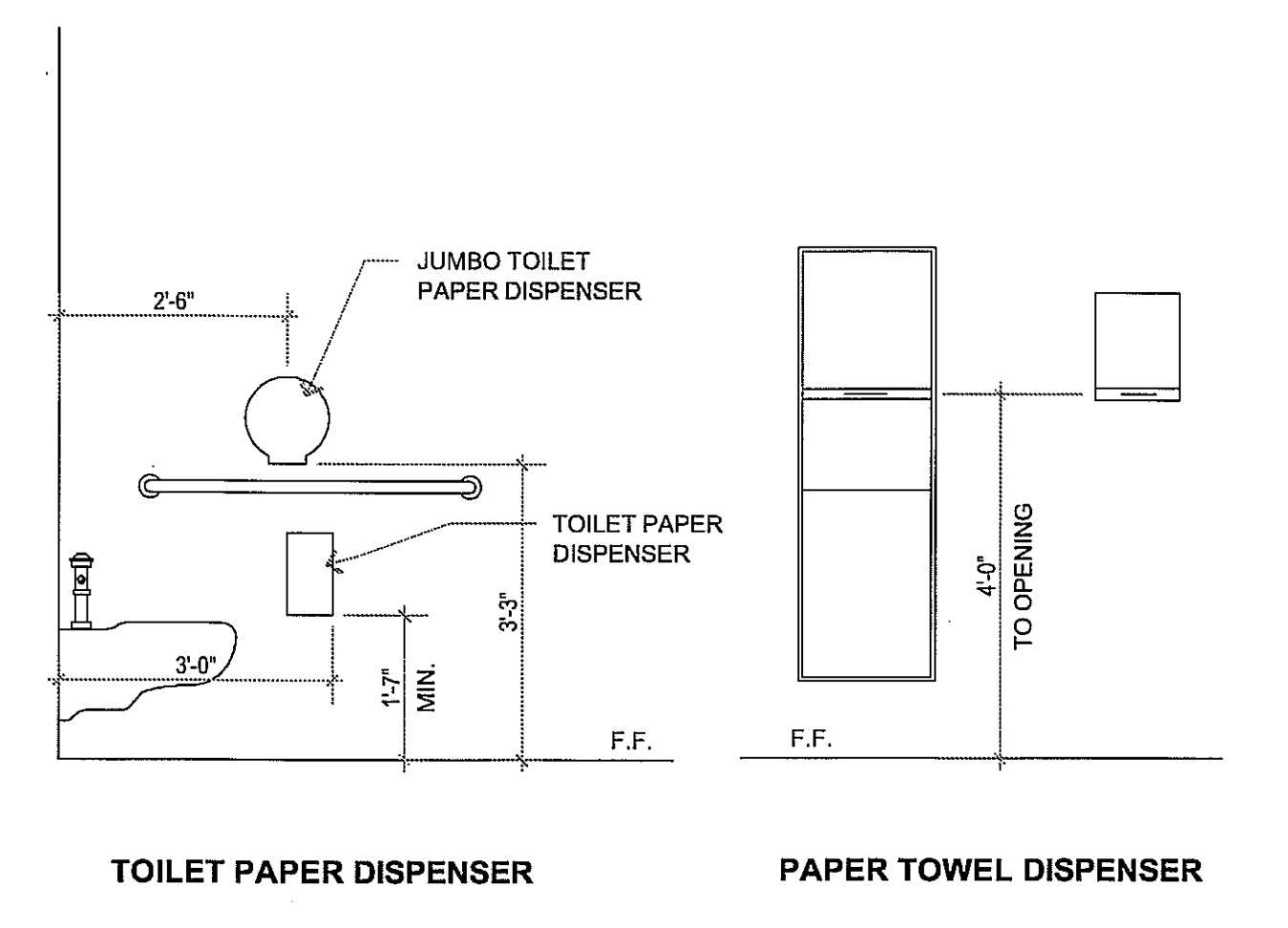
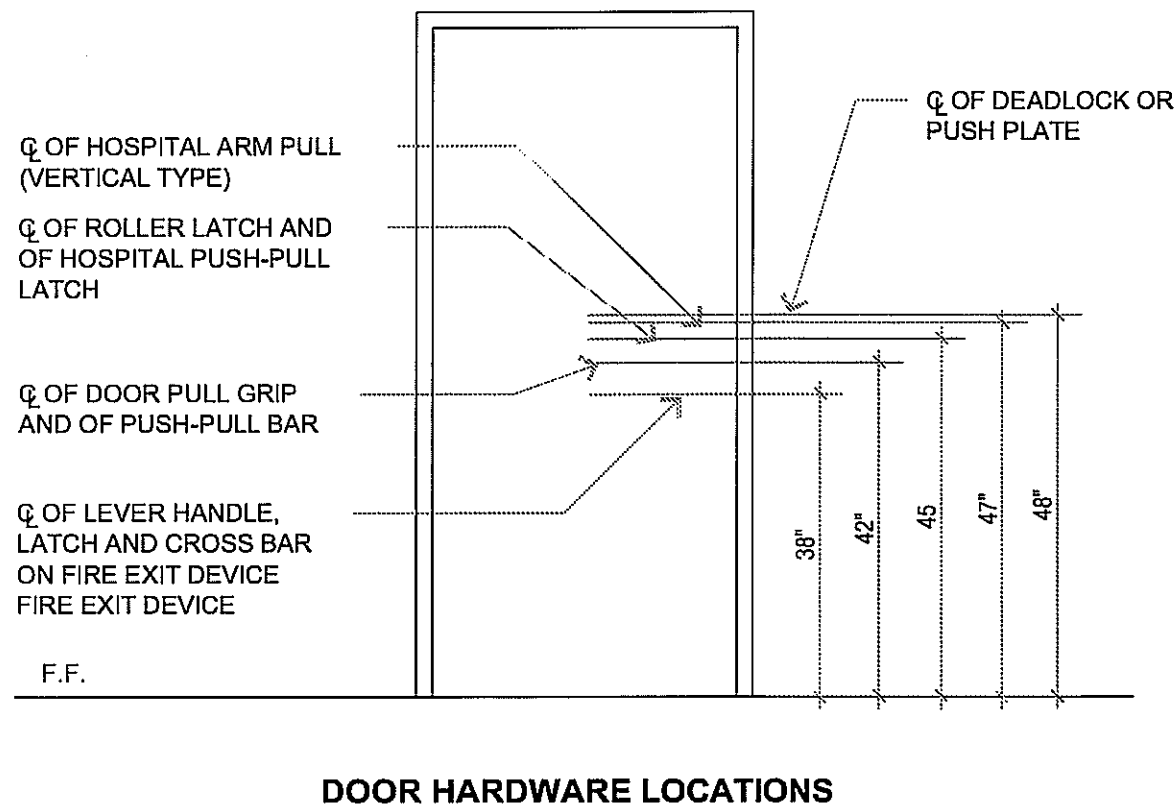
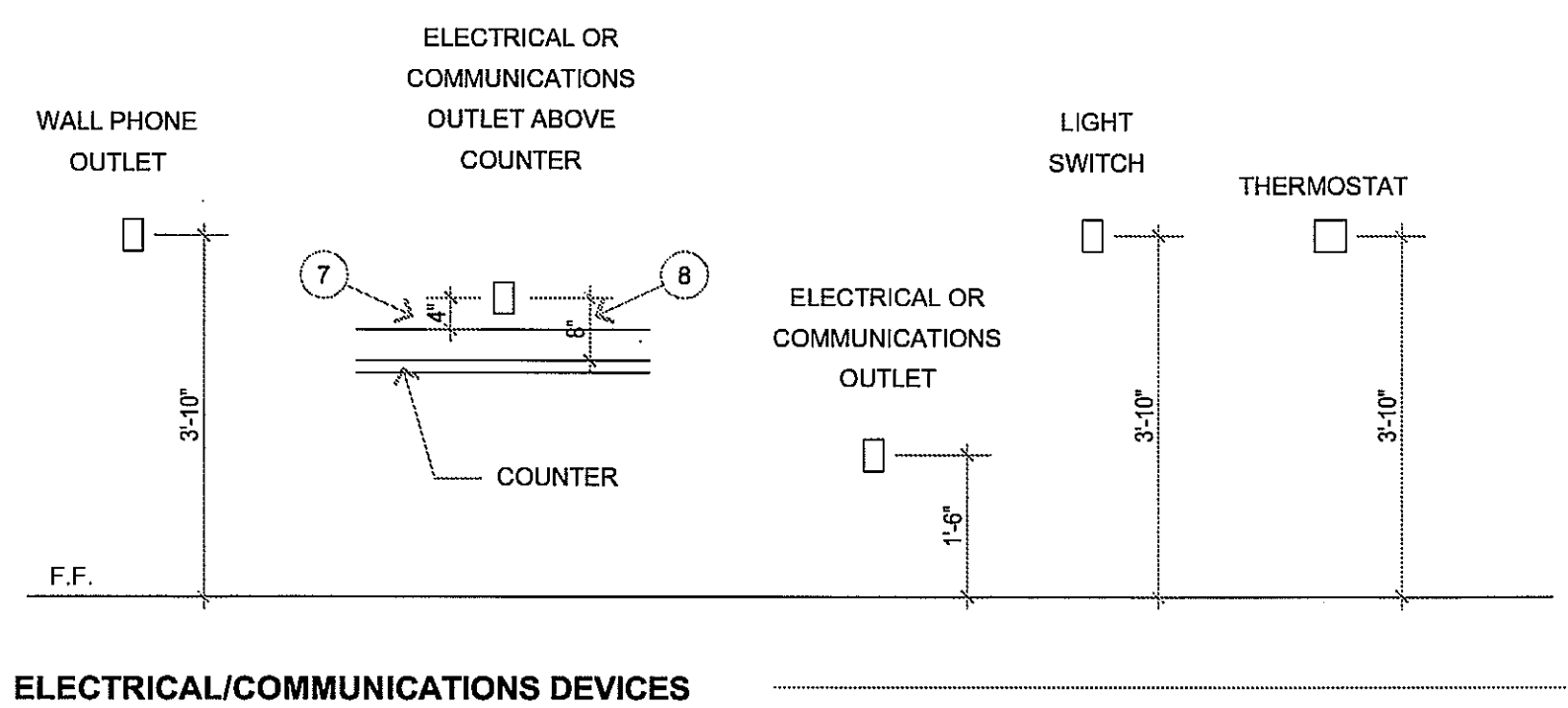
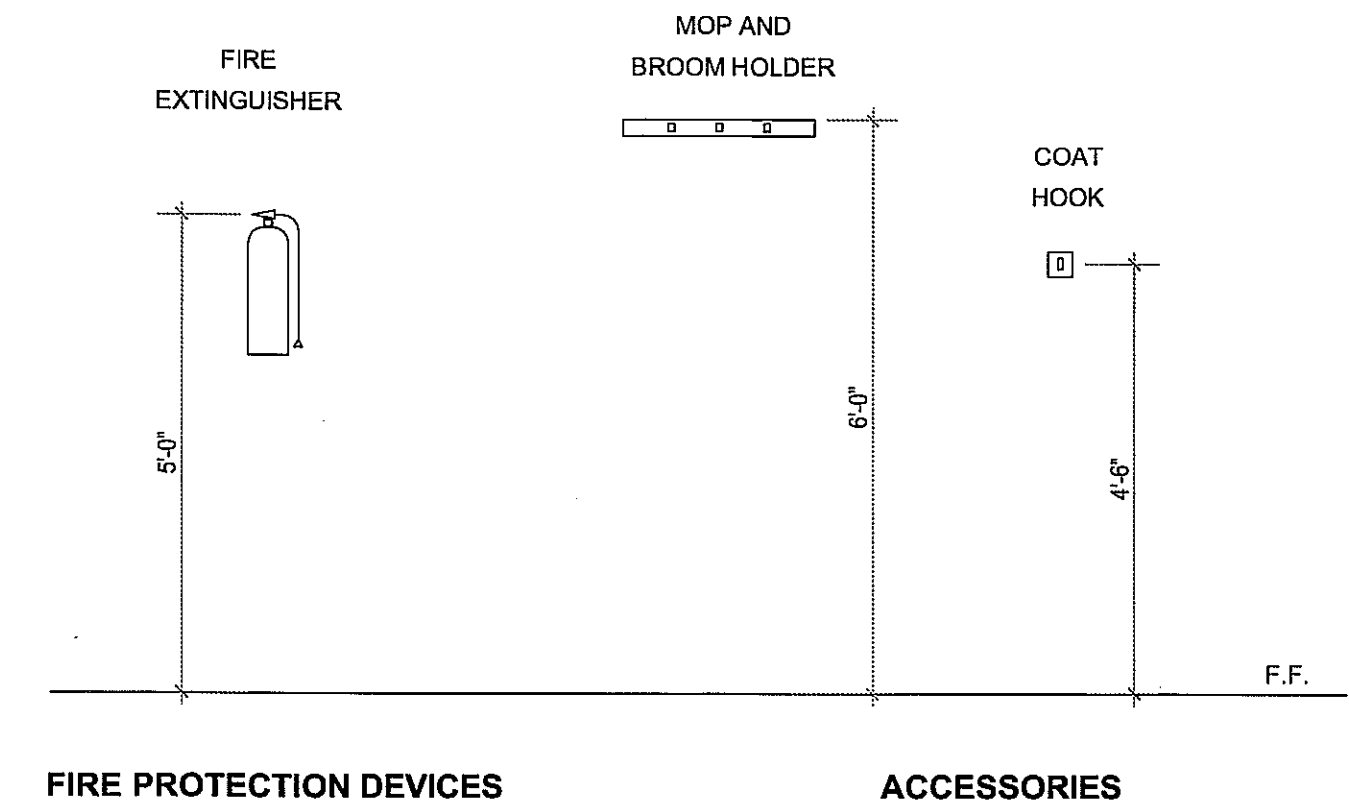


Mounting Location  
SCALE: 1/4"=1'-0"



Typical Signs  
SCALE: 1 1/2"=1'-0"

VIEWPORT	1/8" = 1'-0"	19	VIEWPORT	1/8" = 1'-0"	15	VIEWPORT	1/8" = 1'-0"	11	ROOM IDENTIFICATION SIGNAGE	NTS	3
----------	--------------	----	----------	--------------	----	----------	--------------	----	-----------------------------	-----	---



TYPICAL ADA COMPLIANCE REQUIREMENTS	1/2" = 1'-0"	1
-------------------------------------	--------------	---

**HARRELL**  
ARCHITECTS, LP

9575 Katy Frwy., #200  
Houston, Texas 77024  
tel: 713.722.7071  
fax: 713.722.7072

CONSULTANTS  
Holste & Associates, Inc.  
MEP Engineers

PROJECT NAME  
**GUADALUPANA RESTAURANT**




PROJECT ADDRESS  
20 WATERWAY  
THE WOODLANDS, TEXAS

PROJECT NUMBER  
10019  
SHEET NAME

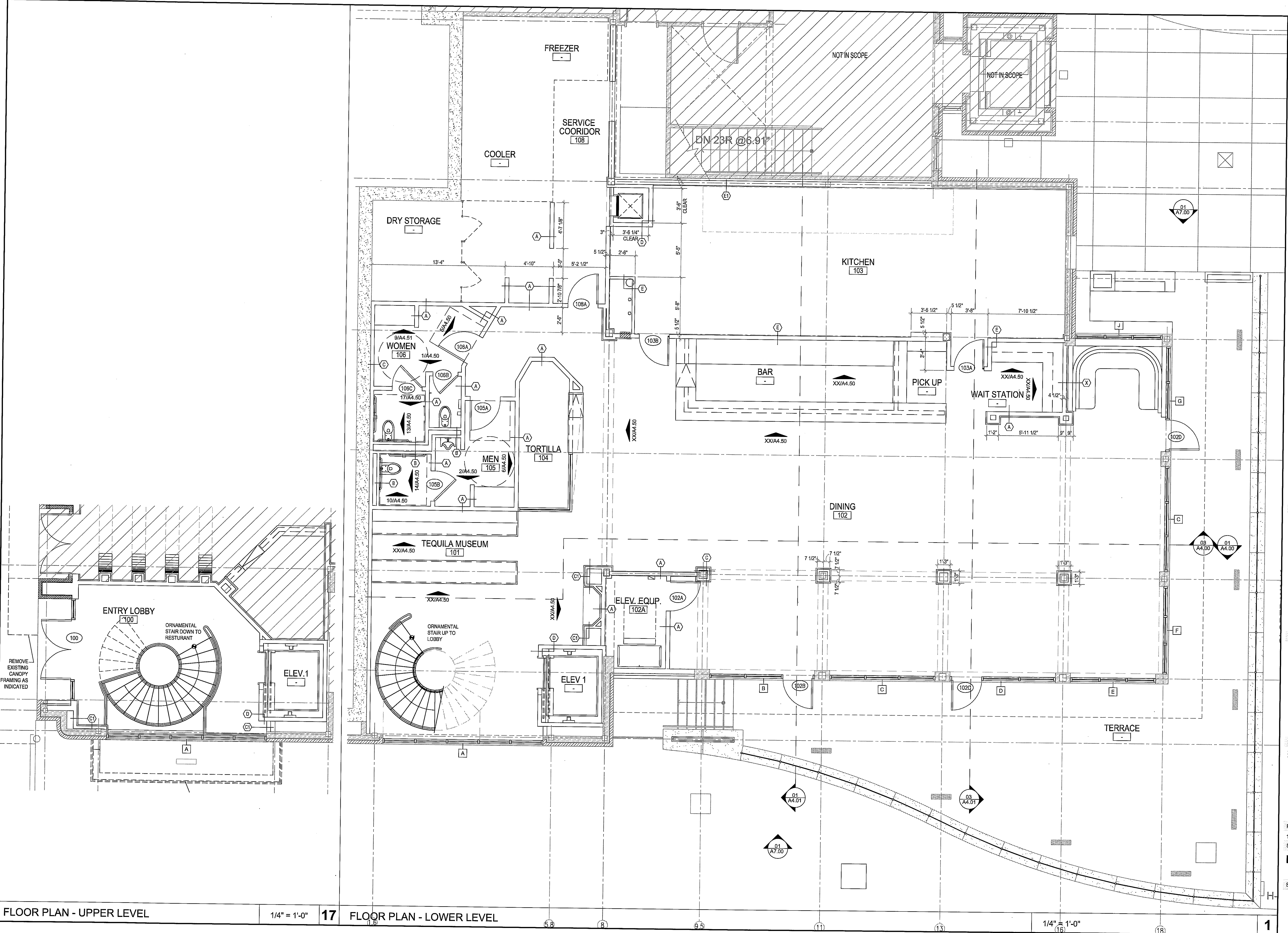
ADA DATA

SHEET NUMBER

**A0.03**



ISSUE  
10-29-2010 Permit



**HARRELL**  
ARCHITECTS, LP

9575 Katy Frwy., #200  
Houston, Texas 77024  
tel: 713.722.7071  
fax: 713.722.7072

CONSULTANTS  
Holste & Associates, Inc.  
MEP Engineers

PROJECT NAME  
**GUADALUPANA RESTAURANT**




PROJECT ADDRESS  
20 WATERWAY  
THE WOODLANDS, TEXAS

PROJECT NUMBER  
10019  
SHEET NAME

**FLOOR PLAN**

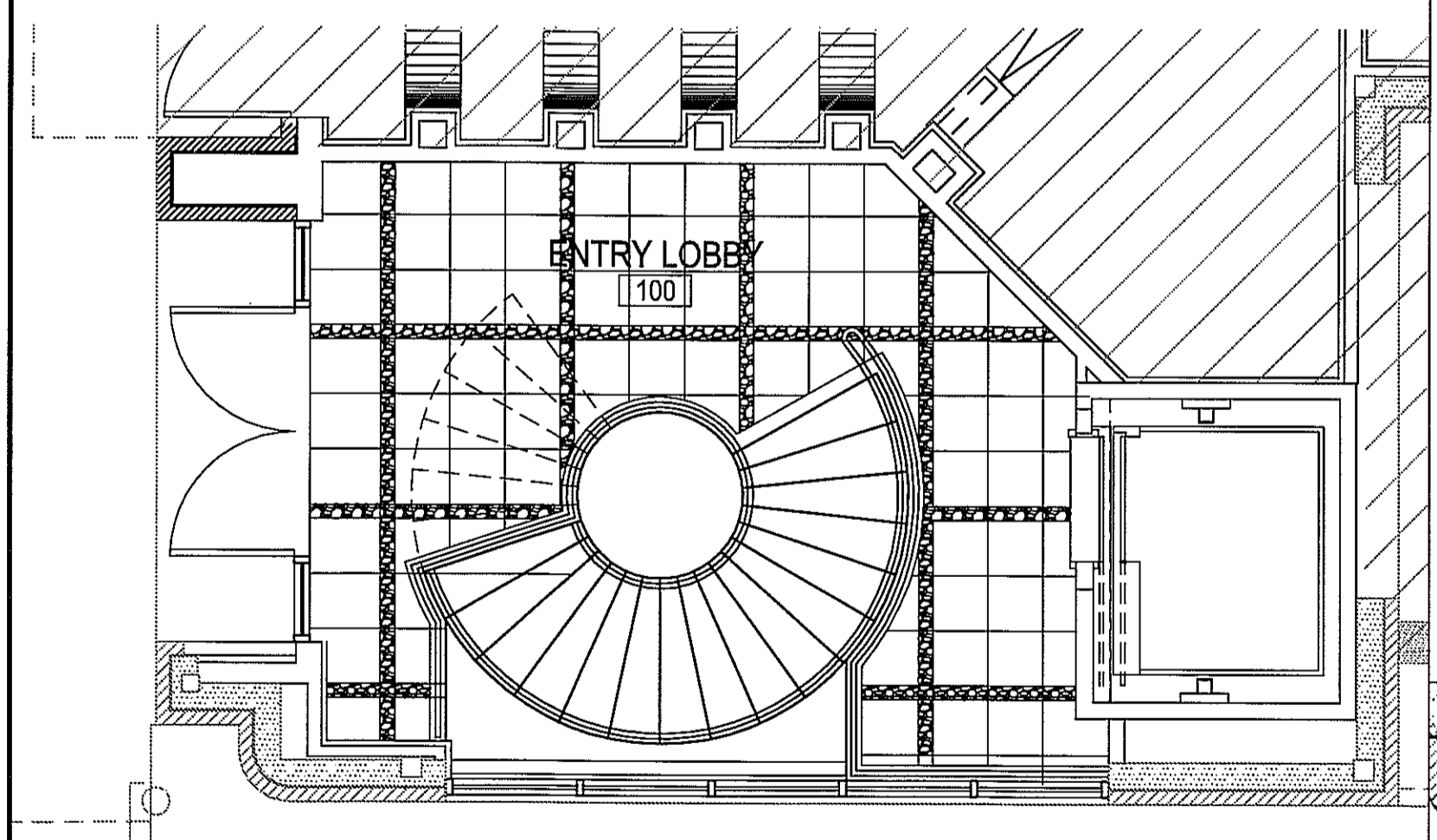
SHEET NUMBER



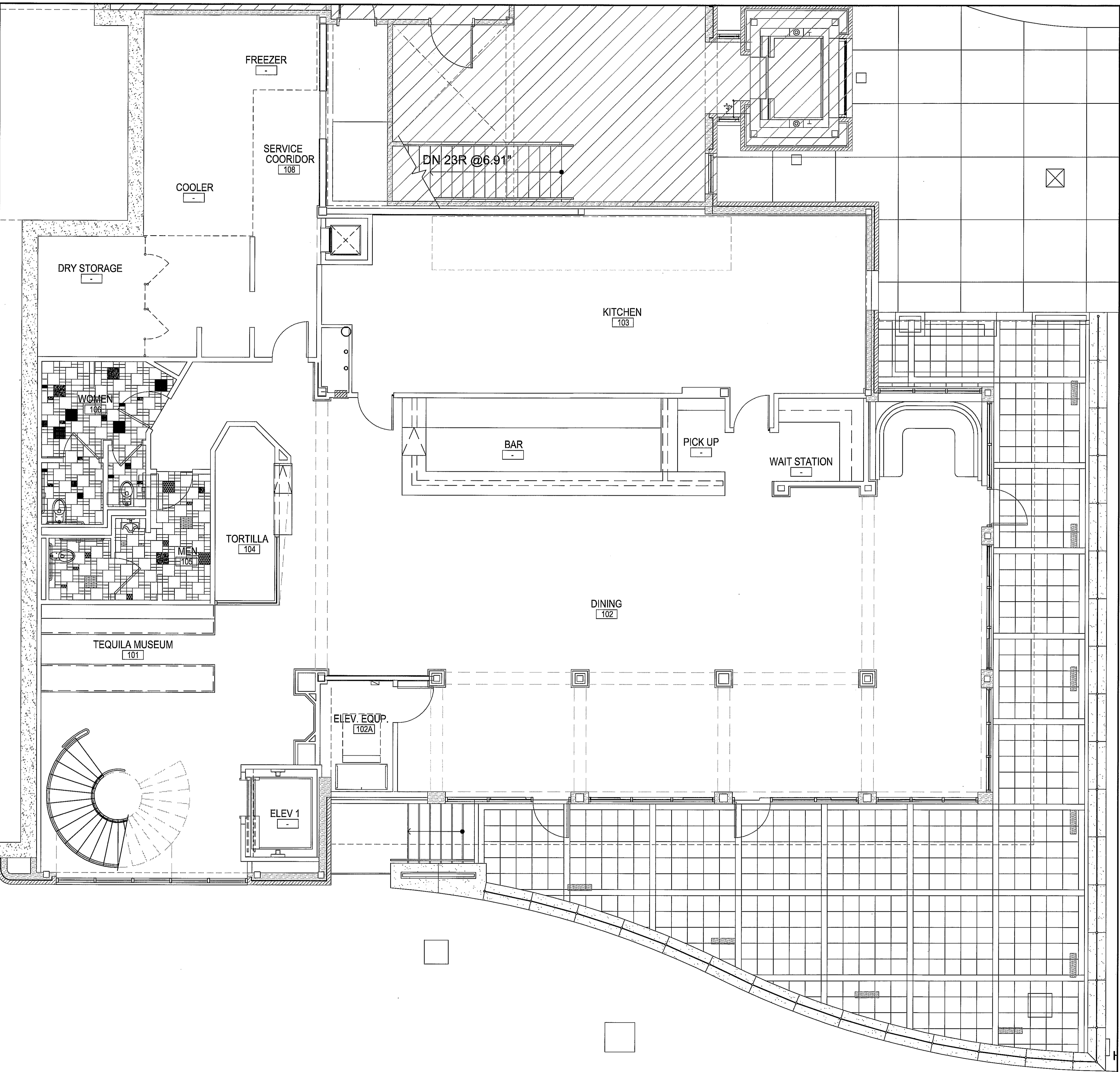
ISSUE  
10-29-2010 Permit

- CT-7, TAN
  - CT-8, YELLOW
  - CT-9, RED
  - CT-10, PURPLE
  - CT-11, BLUE
  - CT-12, GREEN
- 12X12 6X6  
3X6 TILE PATTERN, TYP.

FINISH PLAN LEGEND N.T.S. 18



FINISH PLAN - UPPER LEVEL 1/4" = 1'-0" 17



FINISH PLAN - LOWER LEVEL 1/4" = 1'-0" 1

**HARRELL**  
ARCHITECTS, LP  
9575 Katy Frwy., #200  
Houston, Texas 77024  
tel: 713.722.7071  
fax: 713.722.7072

CONSULTANTS  
Holste & Associates, Inc.  
MEP Engineers

PROJECT NAME  
**GUADALUPANA RESTAURANT**



PROJECT ADDRESS  
20 WATERWAY  
THE WOODLANDS, TEXAS

PROJECT NUMBER  
10019  
SHEET NAME

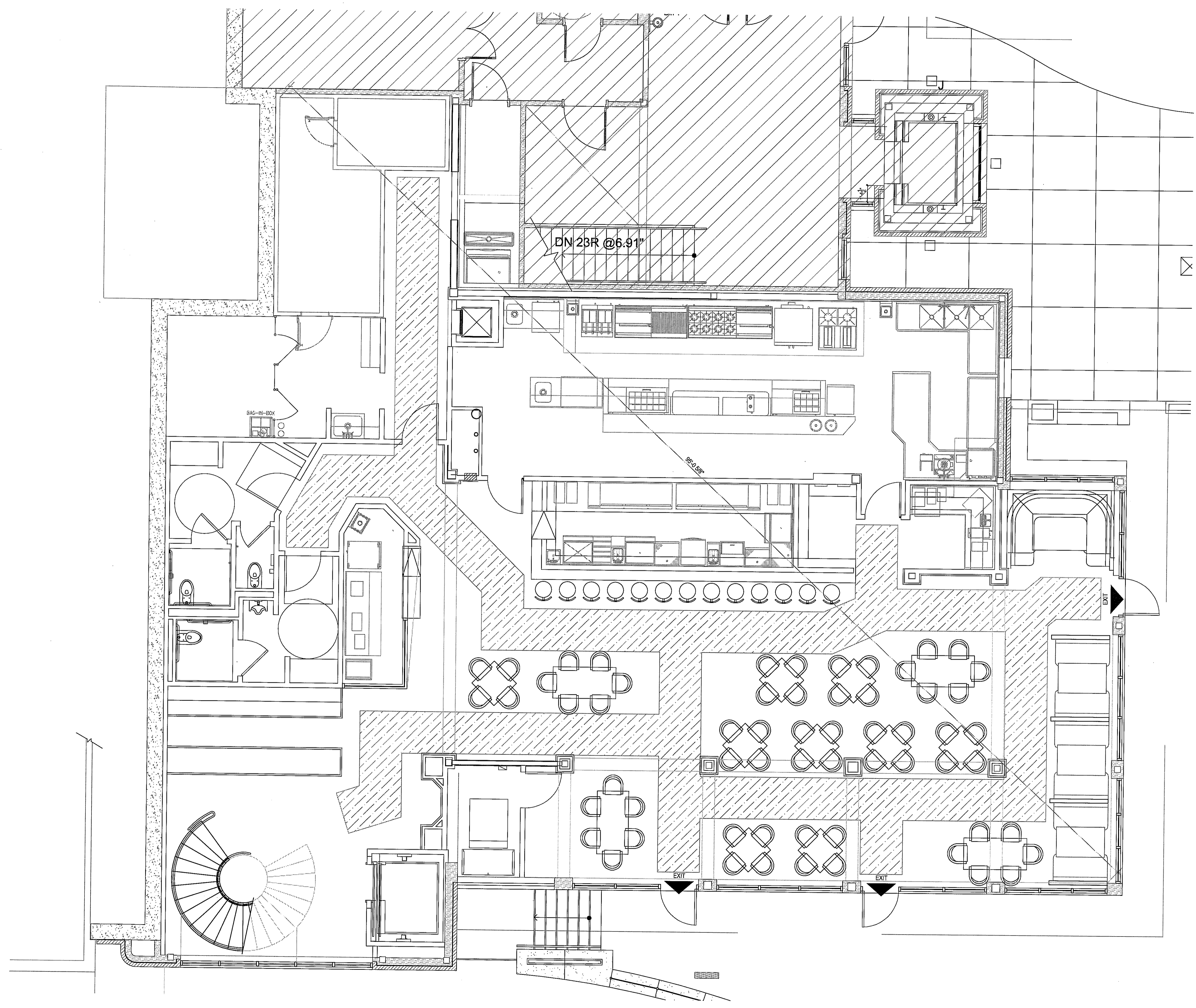
**FINISH PLAN**








SHEET NUMBER

**A2.02**



ISSUE  
10-29-10 Permit 1



-  NOT IN CONTRACT
-  PATH OF EGRESS = 42" WIDE
-  1 HOUR WALL/60 MIN. OPENINGS (CORRIDOR)
-  2 HOUR WALL/90 MIN. OPENINGS (TENANT DEMISING WALL)
-  EXIT
-  FIRE EXTINGUISHER CABINET
-  WALL-MOUNTED FIRE EXTINGUISHER

LEGEND 3

**HARRELL**  
ARCHITECTS, LP  
9575 Katy Frwy., #200  
Houston, Texas 77024  
tel: 713.722.7071  
fax: 713.722.7072

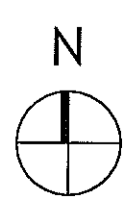
CONSULTANTS  
Holste & Associates, Inc.  
MEP Engineers

PROJECT NAME  
GUADALUPANA  
RESTAURANT

PROJECT ADDRESS  
20 WATERWAY  
THE WOODLANDS, TEXAS

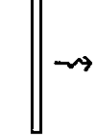











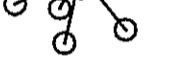

PROJECT NUMBER  
10019  
SHEET NAME  
**LIFE SAFETY  
PLAN**  
SHEET NUMBER

- A. REFER TO GENERAL INFORMATION SHEET A0.00 FOR OCCUPANT LOAD AND EGRESS CALCULATIONS.
- B. ALL SCREENED AREAS AREA EXISTING TO REMAIN, EXCEPT AS SPECIFICALLY SCHEDULED OR NOTED.
- C. REFER TO GENERAL NOTES ON SHEET A0.1 FOR GENERAL INFORMATION TO DRAWING.
- D. REFER TO ENLARGED PLANS FOR NOTES, PARTITION TYPES, AND DIMENSIONS.
- E. ANY AND ALL PENETRATIONS THROUGH A FIRE RATED WALL MUST BE SEALED WITH FIRE CAULK EQUAL TO OR GREATER THAN THE PARTITIONS RATING.



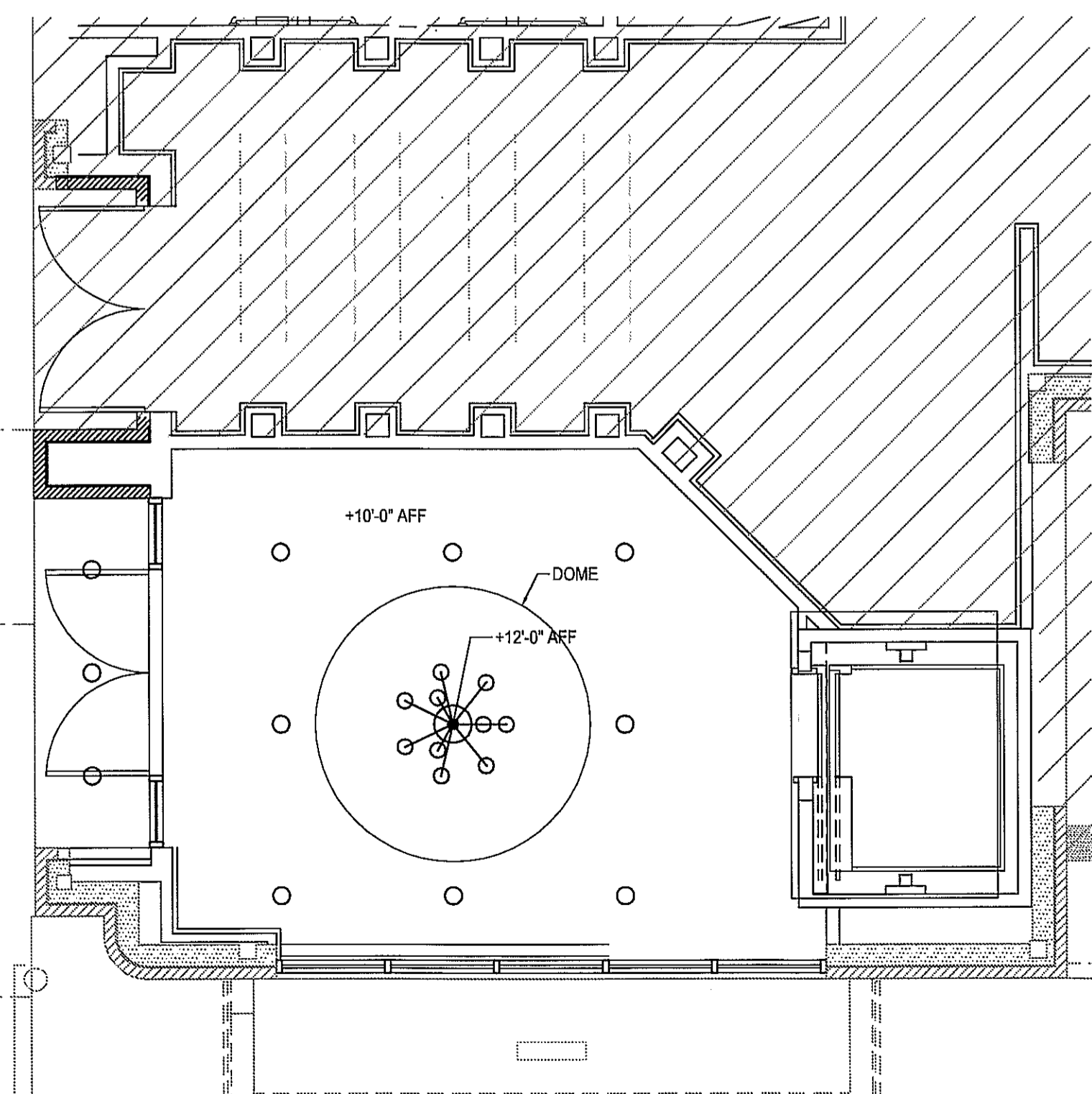


ISSUE  
10-29-2010 Permit

-  LINEAR SIDE DISCHARGE SUPPLY AIR DIFFUSER
-  SQUARE SUPPLY AIR DIFFUSER
-  ROUND SUPPLY AIR DIFFUSER
-  TYPE A: SURFACE MOUNTED COMPACT FLUORESCENT FIXTURE - DAMP PROOF LENS
-  TYPE B: EXTERIOR RECESSED DOWNLIGHT
-  TYPE C: RECESSED COMPACT FLUORESCENT FIXTURE
-  TYPE D: RECESSED WALL WASHER
-  TYPE E: SMALL PENDANT LIGHT FIXTURE
-  TYPE F: LARGE PENDANT LIGHT FIXTURE
-  TYPE G: WALL SCONCE
-  TYPE H: 2X4 FLUORESCENT FIXTURE W/ ACRYLIC DIFFUSER
-  TYPE H1: 1X4 FLUORESCENT FIXTURE W/ ACRYLIC DIFFUSER
-  TYPE J: LARGE CHANDELIER
-  TYPE X: EXIT SIGN

LEGEND

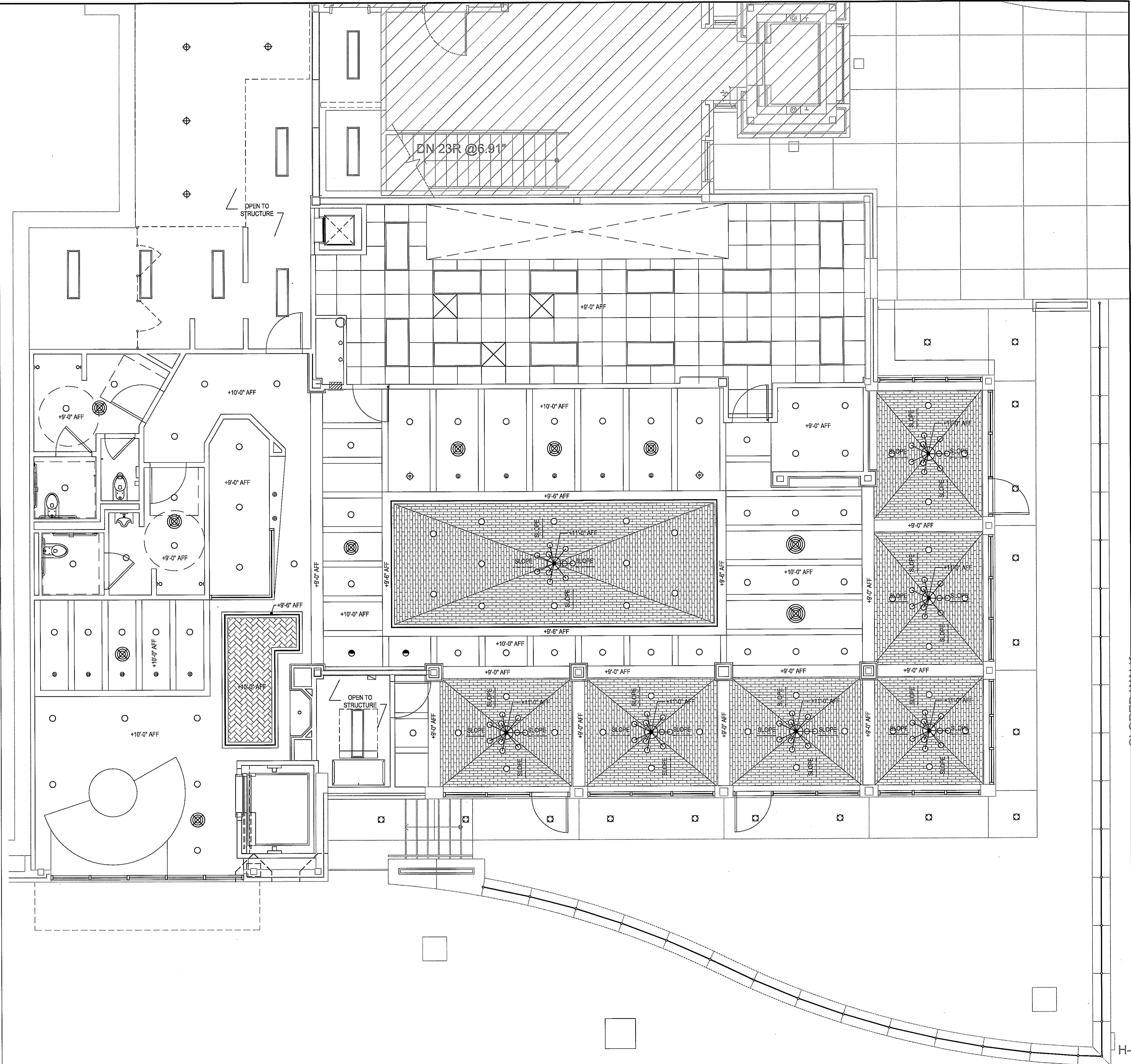
19



REFLECTED CEILING PLAN - UPPER LEVEL

1/4" = 1'-0"

17



REFLECTED CEILING PLAN - LOWER LEVEL

1/4" = 1'-0"

1

**HARRELL**  
ARCHITECTS, LP

9575 Katy Frwy., #200  
Houston, Texas 77024  
Tel: 713.722.7071  
Fax: 713.722.7072

CONSULTANTS  
Holste & Associates, Inc.  
MEP Engineers

PROJECT NAME  
**GUADALUPANA**  
RESTAURANT



PROJECT ADDRESS  
20 WATERWAY  
THE WOODLANDS, TEXAS

PROJECT NUMBER  
10019  
SHEET NAME

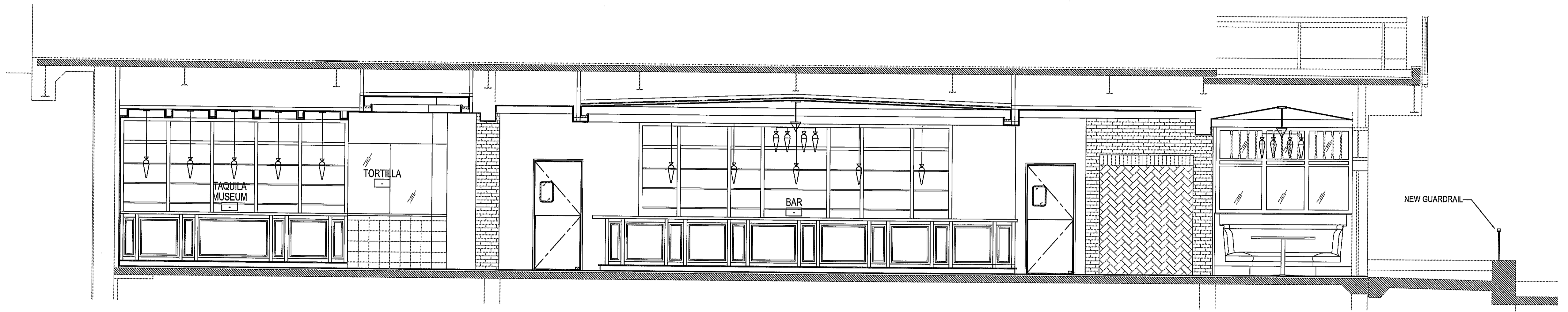
**REFLECTED**  
**CEILING PLAN**

SHEET NUMBER

**A3.00**

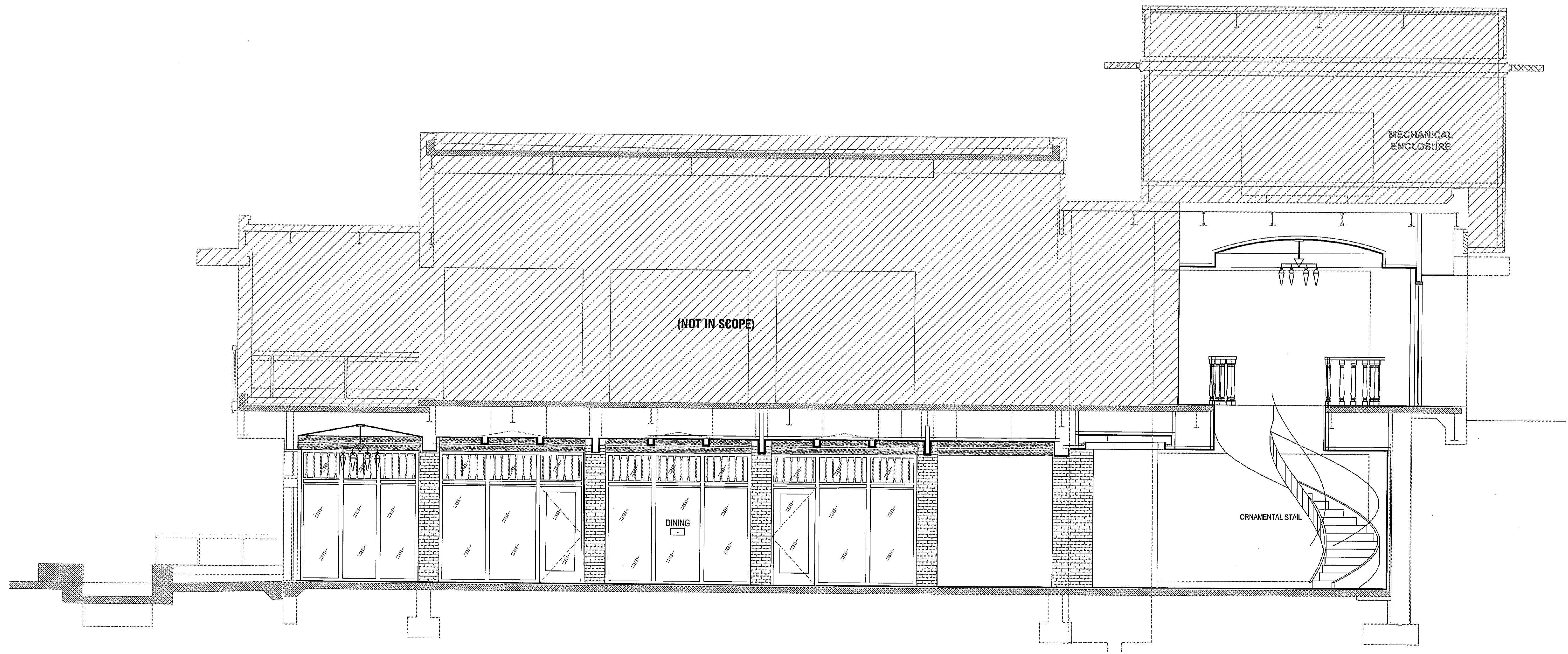


ISSUE  
10-29-2010 Permit 1



BUILDING SECTION LOOKING NORTH

1/4" = 1'-0" 3



BUILDING SECTION LOOKING SOUTH

1/4" = 1'-0" 1

**HARRELL**  
ARCHITECTS, LP

9575 Katy Frwy., #200  
Houston, Texas 77024  
tel: 713.722.7071  
fax: 713.722.7072

CONSULTANTS  
Holste & Associates, Inc.  
MEP Engineers

PROJECT NAME  
GUADALUPANA  
RESTAURANT




PROJECT ADDRESS  
20 WATERWAY  
THE WOODLANDS, TEXAS

PROJECT NUMBER  
10019  
SHEET NAME

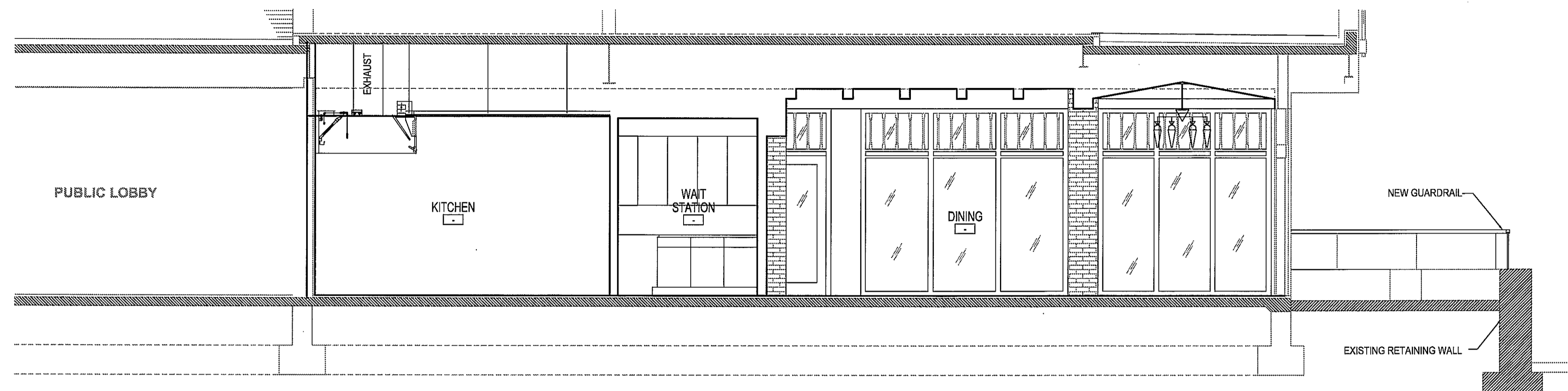
**BUILDING  
SECTION**  
SHEET NUMBER

**A4.00**





ISSUE  
10-29-2010 Permit



BUILDING SECTION LOOKING EAST

1/4" = 1'-0"

3

**HARRELL**  
ARCHITECTS, LP

9575 Katy Frwy., #200  
Houston, Texas 77024  
tel: 713.722.7071  
fax: 713.722.7072

CONSULTANTS

Holste & Associates, Inc.  
MEP Engineers

PROJECT NAME

GUADALUPANA  
RESTAURANT



PROJECT ADDRESS

20 WATERWAY  
THE WOODLANDS, TEXAS

PROJECT NUMBER

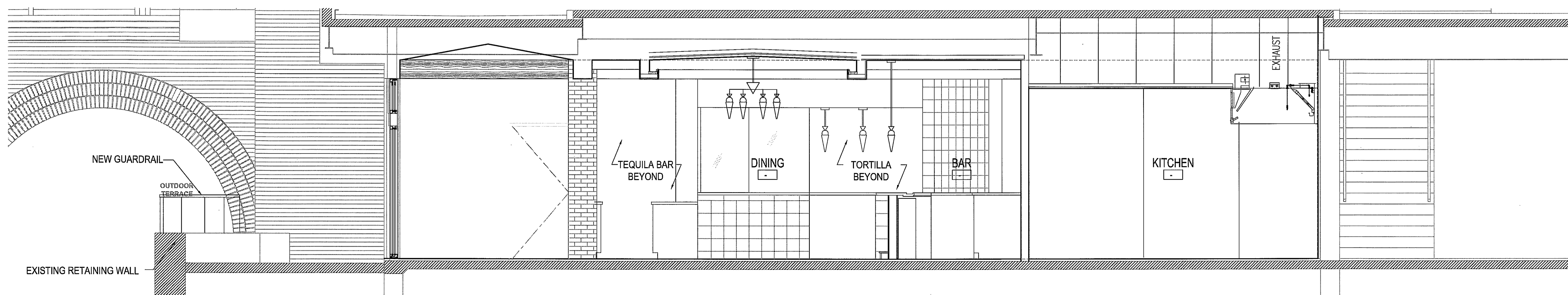
10019

SHEET NAME

**BUILDING  
SECTION**

SHEET NUMBER

**A4.01**



BUILDING SECTION LOOKING WEST

1/4" = 1'-0"

1



ISSUE  
10-29-2010 Permit

**HARRELL**  
ARCHITECTS, LP

9575 Katy Frwy., #200  
Houston, Texas 77024  
tel: 713.722.7071  
fax: 713.722.7072

CONSULTANTS  
Holste & Associates, Inc.  
MEP Engineers

PROJECT NAME  
**GUADALUPANA RESTAURANT**



PROJECT ADDRESS  
20 WATERWAY  
THE WOODLANDS, TEXAS

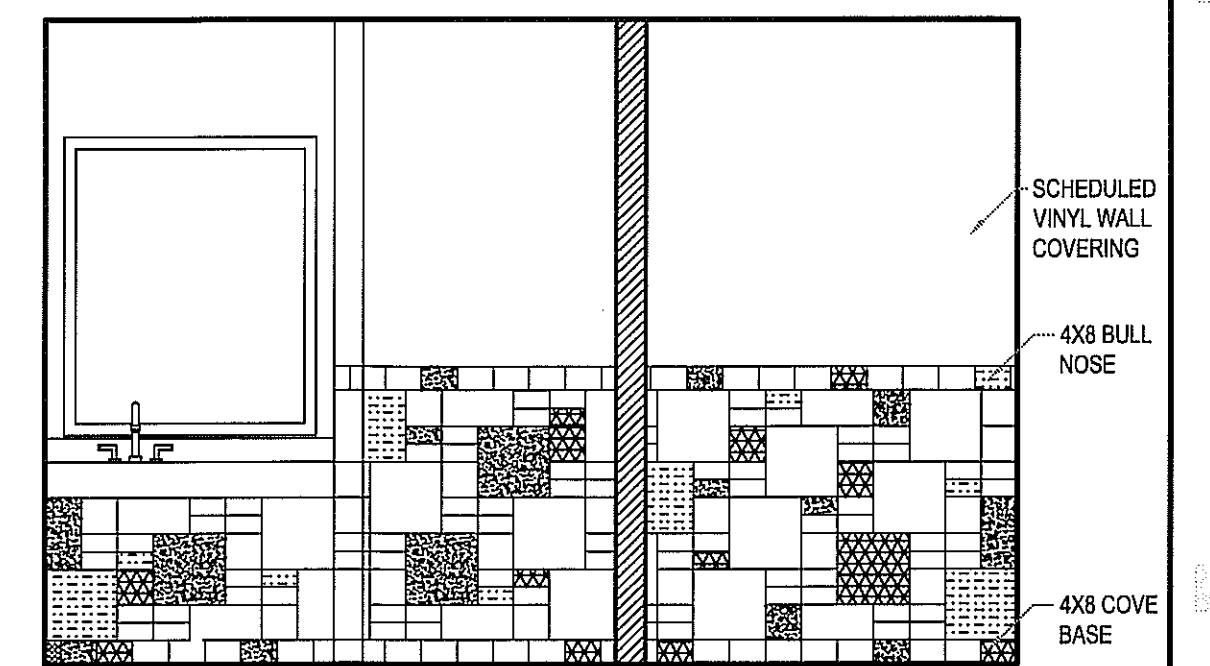
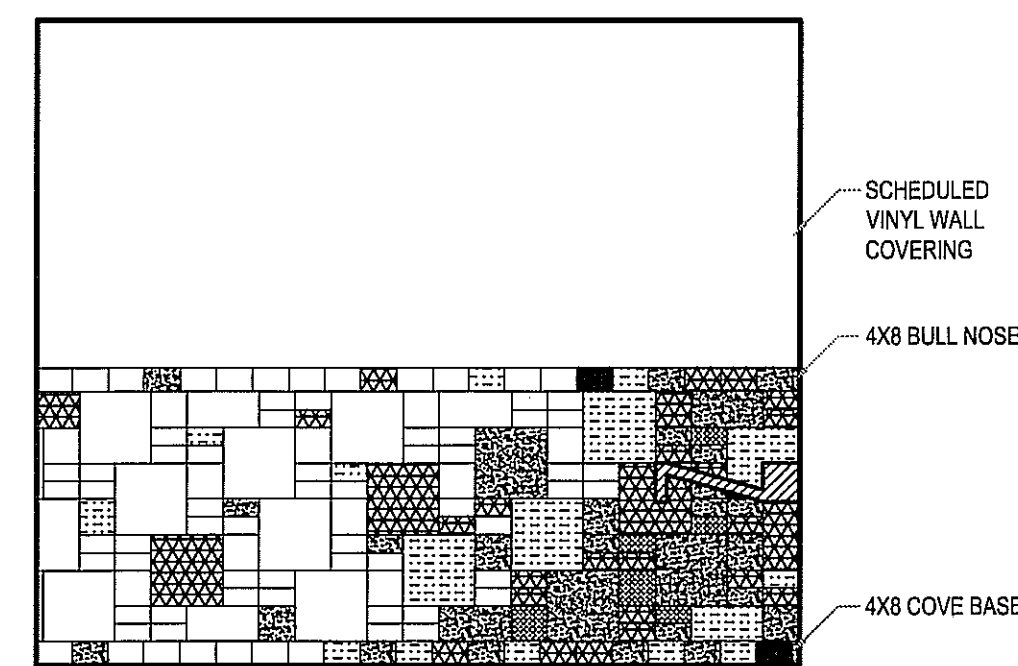
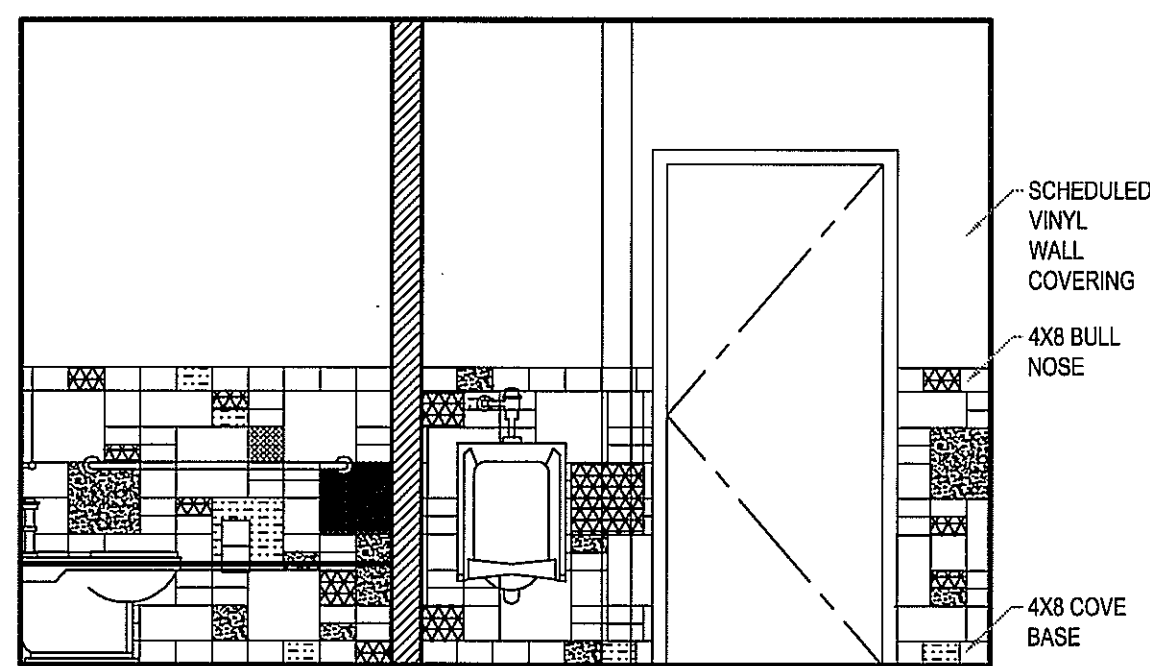
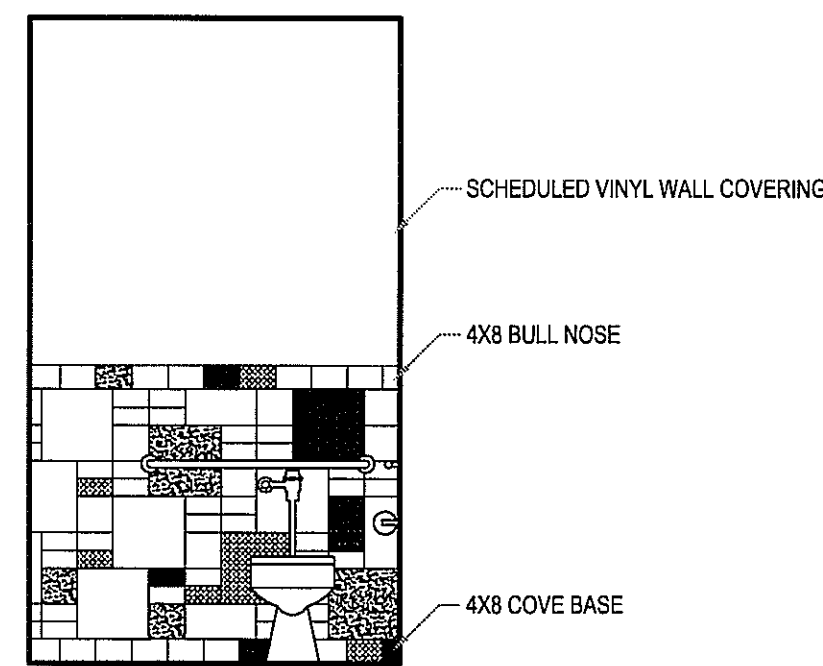
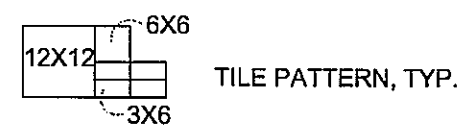
PROJECT NUMBER  
10019  
SHEET NAME

INTERIOR ELEVATIONS

SHEET NUMBER

**A4.50**

- CT-2, TAN
- CT-3, YELLOW
- CT-4, RED
- CT-5, PURPLE
- CT-6, BLUE
- CT-7, GREEN



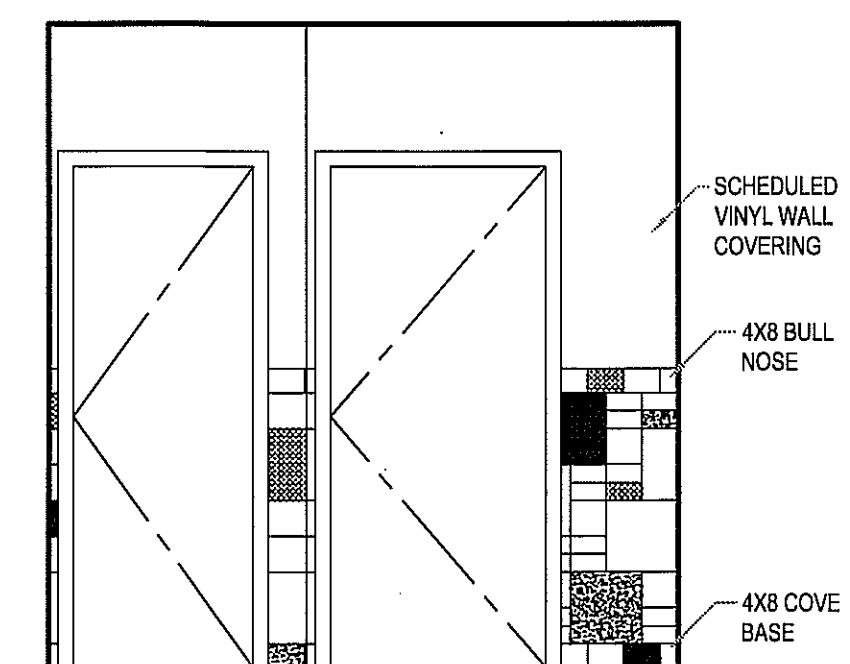
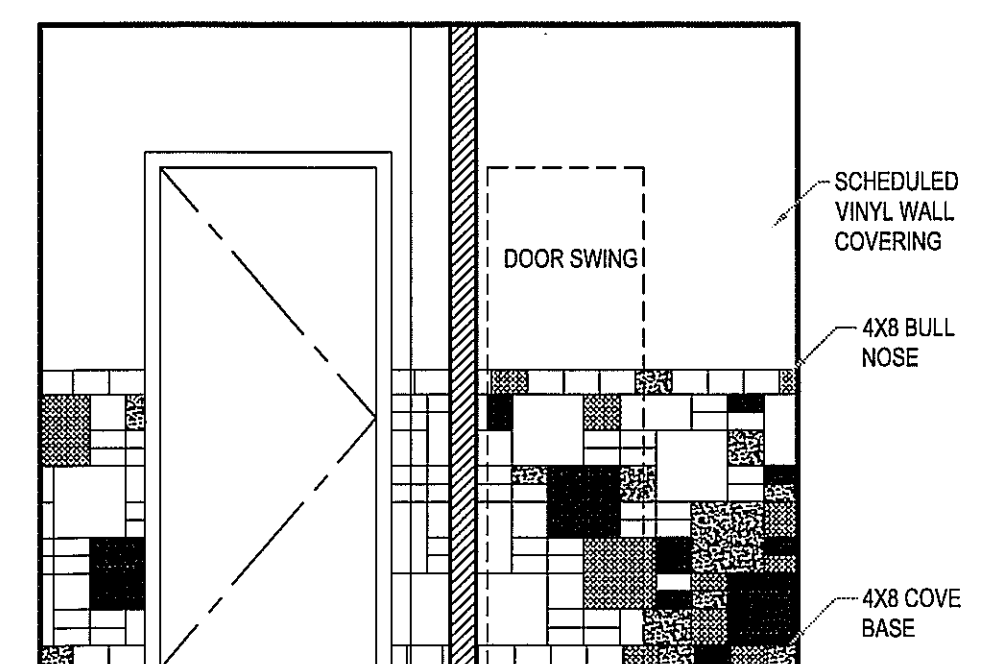
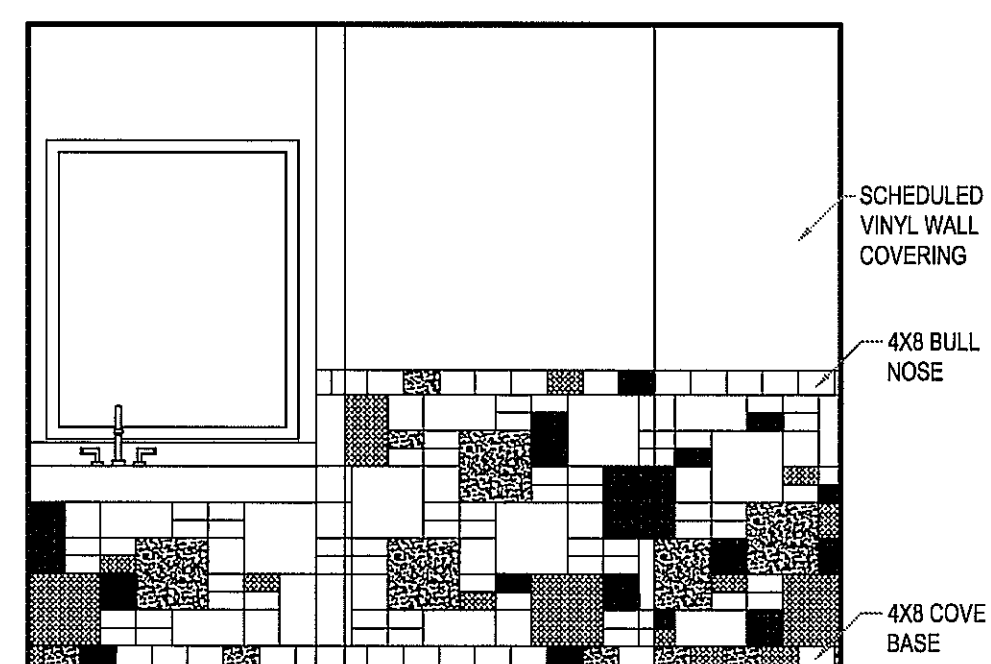
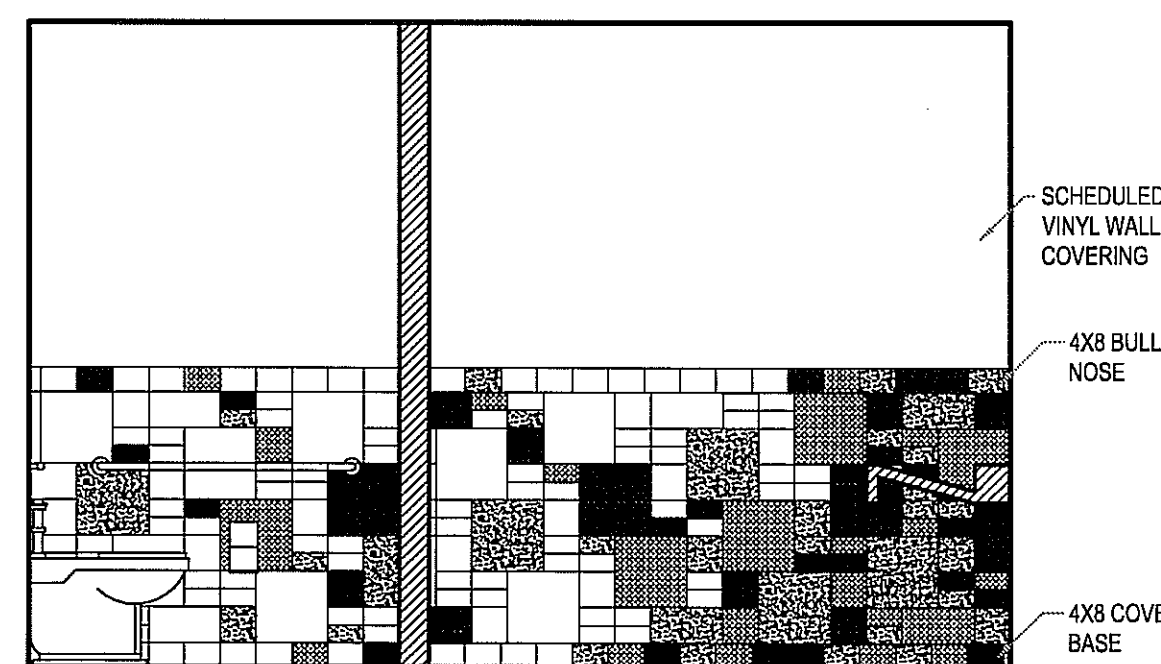
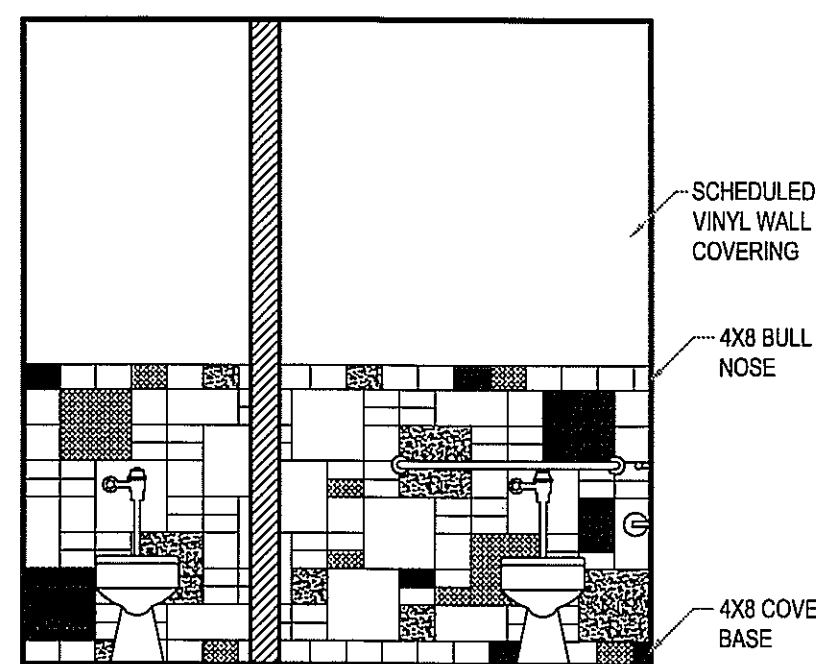
LEGEND 3/8" = 1'-0" 18

MEN'S TOILET 1/8" = 1'-0" 14

MEN'S TOILET 3/8" = 1'-0" 10

MEN'S TOILET 3/8" = 1'-0" 6

MEN'S TOILET 3/8" = 1'-0" 2




WOMEN'S TOILET 3/8" = 1'-0" 17

WOMEN'S TOILET 3/8" = 1'-0" 13

WOMEN'S TOILET 3/8" = 1'-0" 9

WOMEN'S TOILET 3/8" = 1'-0" 5

WOMEN'S TOILET 3/8" = 1'-0" 1



ISSUE  
10-29-2010 Permit

ROOM	FLOOR	BASE	WALL				CEILING	REMARKS
			NORTH	SOUTH	EAST	WEST		
ORNAMENTAL STAIR	ST-1/RR-1	-	-	-	-	PT-1		
TEQUILA MUSEUM	RE-2/A2.05	-	BV-1	BV-1	BV-1	BV-1	PT-1	
MEN	RE-2/A2.05	RE: ELEVATIONS	-	-	-	-	PT-1	
WOMEN	RE: A2.02	RE: ELEVATIONS	-	-	-	-	PT-1	
TORTILLA	RE-2/A2.05	-	BV-1	BV-1	BV-1	BV-1	PT-1	
DINING	RE-2/A2.05	-	-	-	-	-	TBD	
ELEVATOR EQUIP.	RE-2/A2.05	-	BV-1	BV-1	BV-1	BV-1	TBD	
BAR	CT-14	CT-14 COVE	-	-	-	-	TBD	
PICK UP	CT-3	-	-	-	-	-	TBD	
KITCHEN	RE-2/A2.05	-	FRP-1	FRP-1	FRP-1	FRP-1	ACT-1	
WAIT STATION	CT-1	-	-	-	-	BV-1		
TERRACE	ST-2	-	-	-	-	BV-1		

**TILE**  
CT-1 MASTER TILE, CROSS VILLE, TUSCAN CLAY, AV164 GRIGIO, 16X16, GROUT: MAPEI, 09 GRAY OR APPROVED EQUAL CONTACT KIMBERLY PRITCHETT 713.702.7553

CT-2 AMERICAN TILE, TERRA CLASSIC, DOLOMITE, RE: DRAWINGS FOR SIZES

CT-3 AMERICAN TILE, TERRA CLASSIC, CITRINE, RE: DRAWINGS FOR SIZES

CT-4 AMERICAN TILE, TERRA CLASSIC, TOPAZ, RE: DRAWINGS FOR SIZES

CT-5 AMERICAN TILE, TERRA CLASSIC, PURPLE SAPPHIRE, RE: DRAWINGS FOR SIZES

CT-6 AMERICAN TILE, TERRA CLASSIC, PERidot, RE: DRAWINGS FOR SIZES

CT-7 AMERICAN TILE, TERRA TRAFFIC, PARQUET, RE: DRAWINGS FOR SIZES

CT-8 AMERICAN TILE, TERRA TRAFFIC, TIGERS EYE, RE: DRAWINGS FOR SIZES

CT-9 AMERICAN TILE, TERRA TRAFFIC, COPPER, RE: DRAWINGS FOR SIZES

CT-10 AMERICAN TILE, TERRA TRAFFIC, PURPLE AGATE, RE: DRAWINGS FOR SIZES

CT-11 AMERICAN TILE, TERRA TRAFFIC, NAVY, RE: DRAWINGS FOR SIZES

CT-12 AMERICAN TILE, TERRA TRAFFIC, MALACHITE, RE: DRAWINGS FOR SIZES

GROUT: MAPEI, 06 HARVEST, OR APPROVED EQUAL CONTACT MARY KIRKLAND 281.814.8192

CT-13 MASTER TILE, EKOS STONE, PIOMBO, GROUT: MAPEI, 47 CHARCOAL OR APPROVED EQUAL (BAR COUNTER TOP) CONTACT KIMBERLY PRITCHETT 713.702.7553

CT-14 DALE TILE, QUARRY FLOOR TILE, ARID GRAY, ABRASIVE GRAIN SURFACE, 6X6. GROUT: TO BE SELECTED

**PAINT**  
P-1 SHERWIN WILLIAMS, FLOWER POT, SW6334 (FACADE)  
P-2 SHERWIN WILLIAMS, DAISY SW8910 (YELLOW DIAMONDS)  
P-3 SHERWIN WILLIAMS, COURTYARD SW6440 (WOOD, DARK GREEN)  
P-4 SHERWIN WILLIAMS, GREENS SW6748 (GREEN DIAMONDS)  
P-5 SHERWIN WILLIAMS, INVERNESS SW 6433 (WOOD, LIGHT GREEN)  
P-6 SHERWIN WILLIAMS, COLONIAL YELLOW SW0030 (WALLS)

**VINYL WALL COVERING**  
VWC-1 TRI-KES, CIRQA, LIMESTONE, MARBLE, Q45-504 (WOMEN'S)  
VWC-2 TRI-KES, CIRQA, LIMESTONE, JADE, Q45-257 (MEN'S)

**BRICK VENEER**  
BV-1 OWNER FURNISHED, CONTRACTOR INSTALLED

**FRP**  
FRP-1 GLASLINER FRP, TEXTURED FINISH, THICKNESS .080, COLOR: BRIGHT WHITE

**PLASTIC LAMINATE**  
PL-1 WILSONART LAMINATE, COLOMBIAN WALNUT

**STONE**  
ST-1 MATERIALS MARKETING.....(ORNAMENTAL STAIR FLOOR)  
ST-2 MATERIALS MARKETING.....(TERRACE FLOOR)  
ST-3 MATERIALS MARKETING.....(TERRACE WALL)

**RIVER ROCK**  
RR-1 NEEDS TO BE SPECED

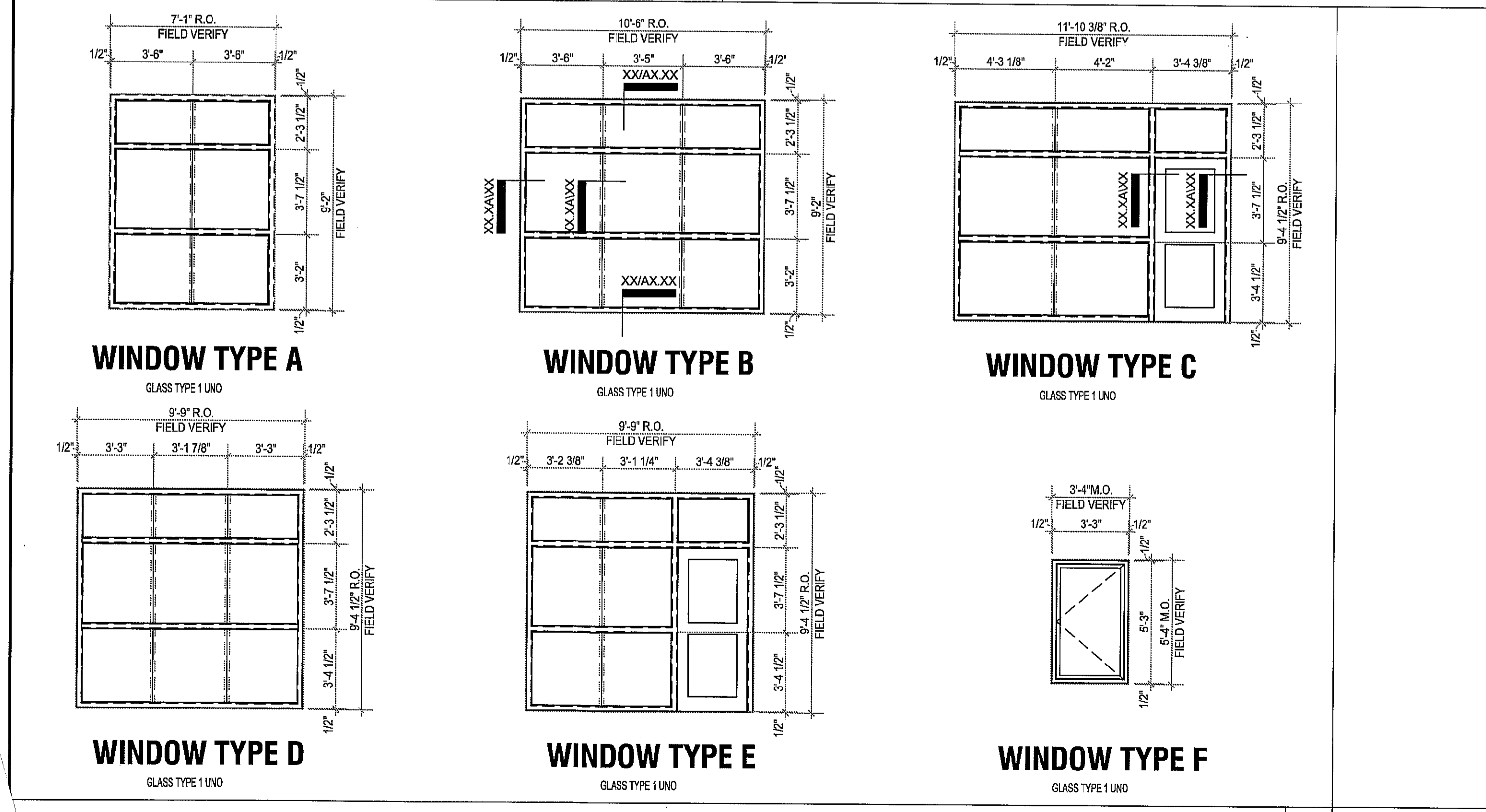
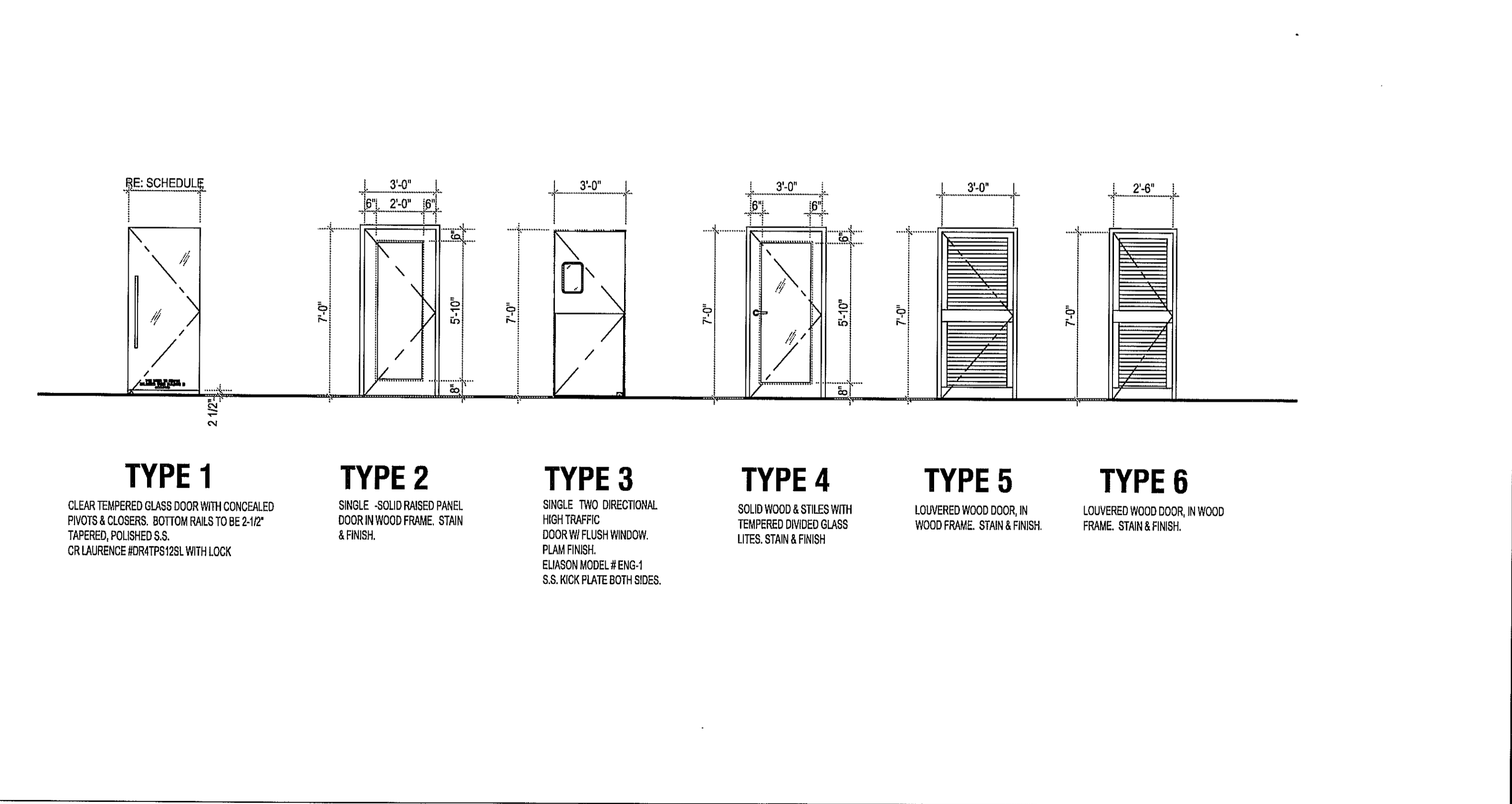
**FINISH SCHEDULE**

Door Mark	Label	Description	Mat.	FRAME			DOOR			Remarks	
				Head	Jamb	Sill	Type	Mat.	Size		Hdwr. Set
101	ENTRY/FOYER	PAIR OF CUSTOM DOORS	-	XX/A8.00	XX/A8.00	XX/A8.00	1	GL	(2) 3'-0"x 9'-0"	1	PAIR OF CUSTOM DOORS - INSTALL STEEL REINFORCEMENT WITHIN STOREFRONT FRAMING TO SUPPORT SPECIFIED PIVOT HINGES
102A	ELEV. EQUIPMENT	SOLID WOOD- RAISED PANEL	WD	XX/A8.00	XX/A8.00	XX/A8.00	2	WD	3'-0"x 7'-0"	2	
102B	DINING / PATIO	SOLID WOOD - SINGLE LITE	WD	XX/A8.00	XX/A8.00	XX/A8.00	4	WD/GL	3'-0"x 7'-0"	3	* PROVIDE PANIC HARDWARE
102C	DINING / PATIO	SOLID WOOD-RAISED PANEL	WD	XX/A8.00	XX/A8.00	XX/A8.00	4	WD/GL	3'-0"x 7'-0"	3	* PROVIDE PANIC HARDWARE
102D	DINING / PATIO	SOLID WOOD-DIVIDED LITE	WD	XX/A8.00	XX/A8.00	XX/A8.00	4	WD/GL	3'-0"x 7'-0"	2	* PROVIDE PANIC HARDWARE
103A	KITCHEN	HIGH TRAFFIC ONE WAY	-	XX/A8.00	XX/A8.00	XX/A8.00	2	IC	3'-0"x 7'-0"	-	* HARDWARE PROVIDED BY DOOR MANUFACTURER
103B	KITCHEN	HIGH TRAFFIC TWO WAY	-	XX/A8.00	XX/A8.00	XX/A8.00	2	IC	3'-0"x 7'-0"	-	* HARDWARE PROVIDED BY DOOR MANUFACTURER
104A	SERVICE CORRIDOR	SOLID WOOD-RAISED PANEL	WD	XX/A8.00	XX/A8.00	XX/A8.00	4	WD	3'-0"x 7'-0"	4	
105A	MEN'S RESTROOM	SOLID WOOD-RAISED PANEL	WD	XX/A8.00	XX/A8.00	XX/A8.00	2	WD	3'-0"x 7'-0"	6	
105B	TOILET STALLS	SOLID WOOD-LOUVERED	WD	XX/A8.00	XX/A8.00	XX/A8.00	6	WD	3'-0"x 7'-0"	7	
106A	WOMEN'S RESTROOM	SOLID WOOD-RAISED PANEL	WD	XX/A8.00	XX/A8.00	XX/A8.00	2	WD	3'-0"x 7'-0"	6	
106B	TOILET STALLS	SOLID WOOD-LOUVERED	WD	XX/A8.00	XX/A8.00	XX/A8.00	7	WD	2'-6"x 7'-0"	7	
106C	TOILET STALLS	SOLID WOOD-LOUVERED	WD	XX/A8.00	XX/A8.00	XX/A8.00	6	WD	3'-0"x 7'-0"	7	

**DOOR SCHEDULE**

SET	Item	Qty	Finish	Item Number	Manufacturer	Description/Comment
SET 1 - Door 101 (double)	CLOSER	1	630/Satin Stainless Steel	428-95-N-RH-630	Rixon	Concealed center hung floor closer
	PULLS	4	Brushed Stainless Steel	428-95-N-LH-630	Rixon	Concealed center hung floor closer
		2	US 26 D	FS-05	McKinney	Floor stop
SET 2 - Door 102 - Door 103D	CLOSER	1	Aluminum	1461RW/PA 689	LCN	
	HINGES	3	Satin Stainless Steel	BB1191 4.5 X 4.5 NRP US32D	Hagar	
	PULLS	1	Satin Stainless Steel	86500EXT-38	Dekkor	Exterior mount door pull
		1	Satin Stainless Steel	86500INT-38	Dekkor	Interior mount door pull
	DEADBOLT	1	Satin Nickel	8011.15	Baldwin	Double cylinder, 1-5/8" door prep
SET 3 - Door 103A - Door 103B	FLUSH CUP	2	Satin Nickel	7891 SN (SLAB)	CLS	
	EDGE PULL	1	Satin Nickel	9202 619	Van Morris	Mortise pocket door edge pull
SET 4 - Door 103C - Door 104B	PANIC HARDWARE	1	Satin Stainless Steel	10-08D-T-630-RHR-HD-630-99-36-084	Detex	Rim exit device, locked/unlocked w/key, w/dogging
	CLOSER	1	Aluminum	1461RW/PA 689	LCN	Rim exit device, locked/unlocked w/key, w/dogging
	HINGES	3	Satin Stainless Steel	BB1191 4.5 X 4.5 NRP US32D	Baldwin	
SET 5 - Door 104C	CLOSER	1	Aluminum	1461RW/PA 689	LCN	
	HINGES	3	Satin Stainless Steel	BB1191 4.5 X 4.5 NRP US32D	Baldwin	
	KEYED LEVER	1	Satin Nickel	AL53PD JUP 619 ASA	SCH	
SET 6 - Door 105A - Door 106A	CLOSER	1	Aluminum	1461RW/PA 689	LCN	
	HINGES	3	Satin Nickel	BB1279 4.5 US15	Baldwin	
	PULLS	1	Satin Stainless Steel	86500EXT-38	Dekkor	Exterior mount door pull
		1	Satin Stainless Steel	86500INT-38	Dekkor	Interior mount door pull
SET 7 - Door 105B - Door 106B - Door 106C	CLOSER	1	n/a	90430KIT	Dekkor	Fastener kit for pair of door pulls
	HINGES	3	Satin Nickel	BB1279 4.5 US15	Baldwin	
	LEVER SET	1	Satin Stainless Steel	45 (PA) US32D (234/rhubolt)	Omnia	Passage lever set
	1	Satin Stainless Steel	6000/234 US32D	Omnia	Privacy mortise bolt	

**DOOR HARDWARE**



**WINDOW TYPES**

N.T.S. 4

N.T.S. 2

PROJECT NAME

GUADALUPANA RESTAURANT



PROJECT ADDRESS

20 WATERWAY THE WOODLANDS, TEXAS

PROJECT NUMBER

10019

SHEET NAME

SCHEDULES

SHEET NUMBER

**A5.00**

N.T.S. 1