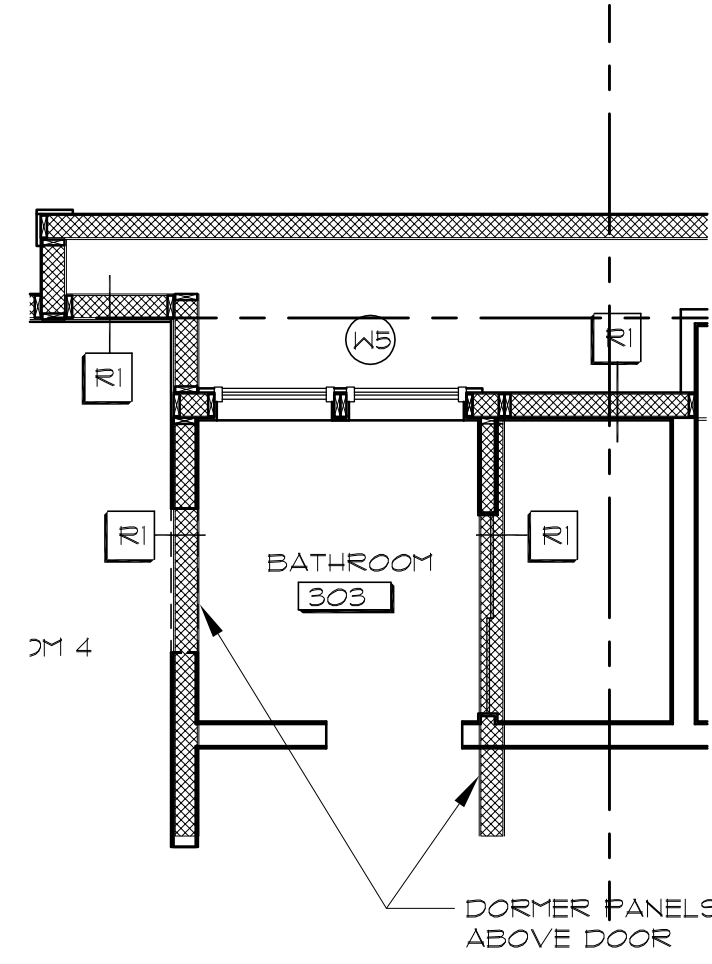


CABINERY LEGEND

- (CAB-10) RESTROOM #303 - VANITY CABINET (OF/CI)
- (CAB-11) SUN ROOM #304 - BAR CABINETS



CASEWORK LEGEND

ALL CASEWORK AND COUNTERS BY G.C. ALL ITEMS NOTED. CABINETS ARE FURNISHED BY BRENNER DESIGN.

FIELD VERIFY ALL CASEWORK DIMENSIONS, NOTIFY ARCHITECT OF ANY DISCREPANCY PRIOR TO FABRICATION.

ALL CABINET INTERIORS AND SHELVING SHALL BE MERRILAT, COLOR TO BE SELECTED BY ARCHITECT. CABINET INTERIORS AND SHELVING SHALL BE WHITE MELAMINE.

REFER TO A6.1 - A6.2 FOR CASEWORK ELEVATIONS AND DETAILS.

- (CA-10) SUN ROOM #304 - BAR COUNTER TOP
- (CA-11) CLOSET #301 - COAT ROD & SHELF
- (CA-12) CLOSET #301 - COAT ROD & SHELF
- (CA-13) CLOSET #301 - SHELVING
- (CA-14) RESTROOM #303 - VANITY COUNTER TOP

WALL TYPE SCHEDULE

TAG	STUD SIZE	STUD O.C.	WALL HEIGHT	GYP. BRD. THICKNESS	GYP. BRD. LAYERS	FIRE RATING	CAVITY BATT INSULATION	REMARKS
B1	3 1/2"	16"	PARTIAL HGT	5/8"	1 EA. SIDE	N/A		48" A.F.F.
B2	3 1/2"	16"	UNDERSIDE CLG	5/8"	1 EA. SIDE	N/A	3 1/2"	HARDY BD. EA. SIDE
B3	3 1/2"	16"	BOTTOM OF JOIST	5/8"	1 EA. SIDE	N/A	3 1/2"	
B4	3 1/2"	16"	BOTTOM OF JOIST	5/8"	1 EA. SIDE	N/A	3 1/2"	UNDERSIDE OF COUNTER
C1	5 1/2"	16"	PARTIAL HGT	5/8"	1 EA. SIDE	N/A		
C2	5 1/2"	16"	UNDERSIDE CLG	5/8"	1 EA. SIDE	N/A		
C3	5 1/2"	16"	6" ABOVE CLG	5/8"	1 EA. SIDE	N/A	5 1/2"	
C4	5 1/2"	16"	BOTTOM OF JOIST	5/8"	1 EA. SIDE	N/A	5 1/2"	
R1	6 3/8"		EXTERIOR		1 SIDE		E.F.S.	R-CONTROL PANEL

FLOOR PLAN NOTES

ALL CAULKING SHALL BE COORDINATED BY THE GENERAL CONTRACTOR. ITEMS THAT ABUT TO WALL SHALL HAVE FINISH CAULK, AND SHALL INCLUDE, BUT NOT LIMITED TO: DOOR FRAMES, TOILETS, SINKS & CASEWORK. CAULK COLOR SHALL MATCH ADJACENT WALL COLOR UNLESS SPECIFIED OTHERWISE. SUBMIT COLOR SAMPLES FOR APPROVAL BY ARCHITECT.

GENERAL CONTRACTOR SHALL PROVIDE ALL NECESSARY BLOCKING (FIRE RATED AS REQ'D) CONCEALED WITHIN THE WALL AS REQUIRED FOR ANY AND ALL ITEMS THAT MUST BE SECURED TO THE WALL.

ALL DIMENSIONS ARE FINISH FACE TO FINISH FACE, U.N.O.

ALL CLOSETS SHALL BE 2'-0" DEEP INTERIOR FINISHED DIMENSION, U.N.O.

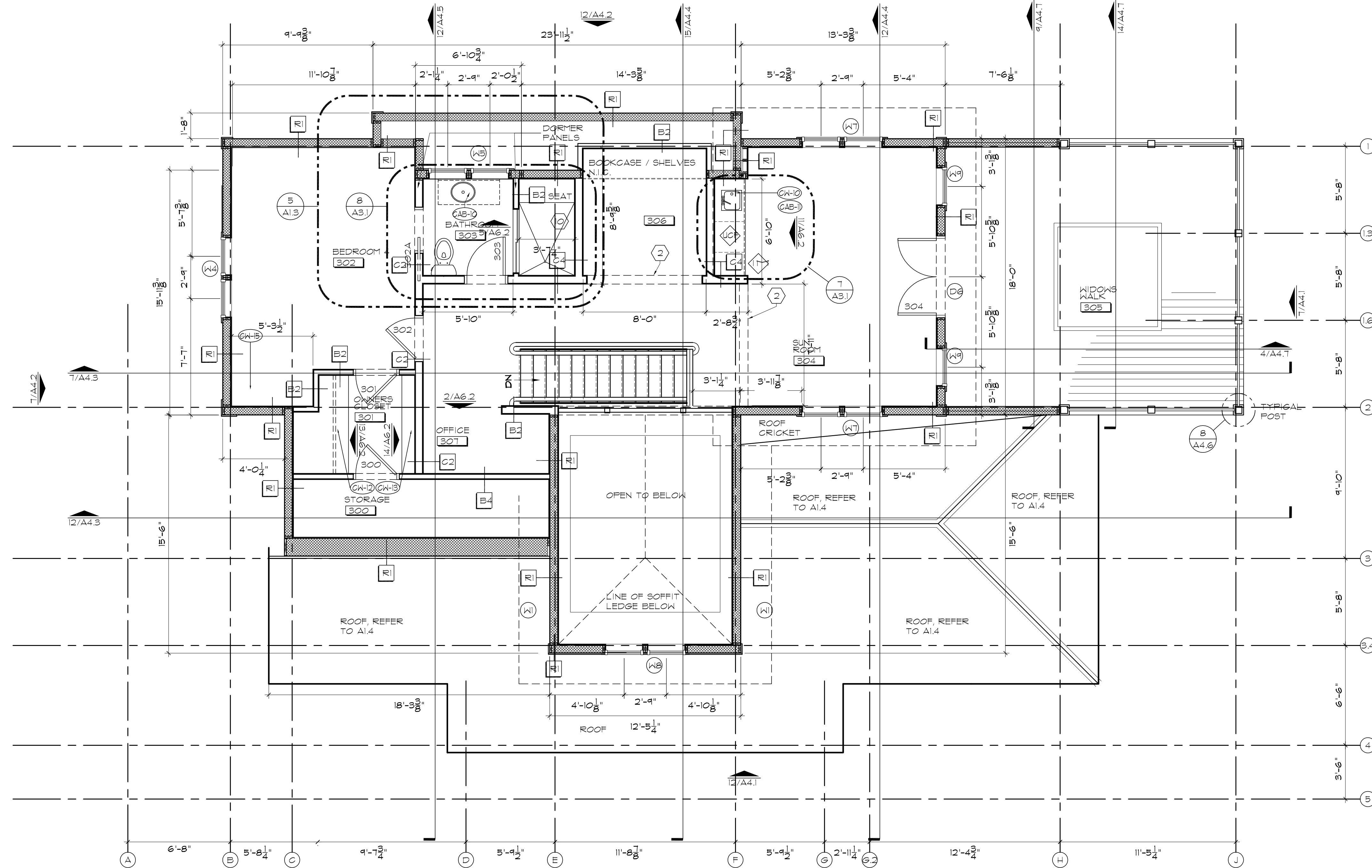
INSTALL ALL DOOR ROUGH OPENINGS 4" FROM ADJACENT WALL, U.N.O.

ALL RESTROOM WALLS, CEILING AND WALLS W/ PLUMBING FIXTURES SHALL HAVE CEMENTITIOUS BOARD ON THE WET SIDE(S).

- (1) PROVIDE 1/2" PLYWOOD FULL HEIGHT BEHIND GYPSUM BOARD.
- (2) GYPSUM BOARD BULKHEAD W/ VENEER REFER TO 12/A4.3
- (3) PLUMBING WALLS SHALL BE CONSTRUCTED USING 6" STUDS, TYP.
- (4) PROVIDE DRAIN FOR SHOWER.

5-SIP PANEL PLAN

SCALE: 1/4"=1'-0"




TOWER FLOOR PLAN

SCALE: 1/4"=1'-0"

FLOOR LEGEND

- NEW PARTITION- PARTIAL HEIGHT
- HEADER @ FRAMED OPENING
- ROOM NAME
- (20) ROOM NAME & NUMBER
- (CAB) NEW DOOR & NUMBER
- (EA) EXISTING DOOR
- (6) PLAN NOTE
- (A1) WALL TYPE TAG, SEE SCHEDULE FOR DESCRIPTION.
- (CA-10) CASEWORK TAG- REFER TO A6.2 FOR ELEVATION
- (CA-11) MILLWORK TAG- REFER TO A6.2 FOR ELEVATION
- (1) WINDOW TAG
- (E) EQUIPMENT TAG
- (P) PLUMBING TAG
- (A5.1) ENLARGED PLAN & DETAIL TAG, INDICATES DRAWING #1 ON SHEET A5.1
- (1/A4.1) ELEVATION TAG, INDICATES ELEVATION #1 ON SHEET A4.1
- (1/A4.1) SECTION TAG, INDICATES SECTION #1 ON SHEET A4.1

THE GRUENE HOUSE
CINNAMON SHORE
175 SEASIDE DR.
PORT ARANSAS, TX 78373



620 N. Delaware
Indianapolis, IN 46204
317.263.1200, tel.
317.263.1200, fax
www.brennerdesign.com

BRENNER DESIGN
Architecture
Construction Management



SHEET NO.

TOWER LEVEL
FLOOR PLAN

CHANGED PANEL
LOCATION

1 JUN 13

CIN3401R

AI.3