

1 GROUND FLOOR ELECTRICAL PLAN – POWER
 Scale: 1/8" = 1'-0"

INTERIM REVIEW ONLY
 Document Incomplete: Not intended for permit or construction.
 Engineer: N. Curt Jones, P.E.
 P.E. Serial No.: 58428
 Date: 11 October 2013



Nonya Grenader FAIA
 ARCHITECT

David Watson, Architect & Associates
 1921 Market Street
 Galveston, Texas 77550
 409-762-8000 (Voice)
 409-762-5256 (Facsimile)
 Architecture, Renovation/Restoration, and Space Planning
 Member of the American Institute of Architects

Clock Tower Building
 Phase 4 Renovation

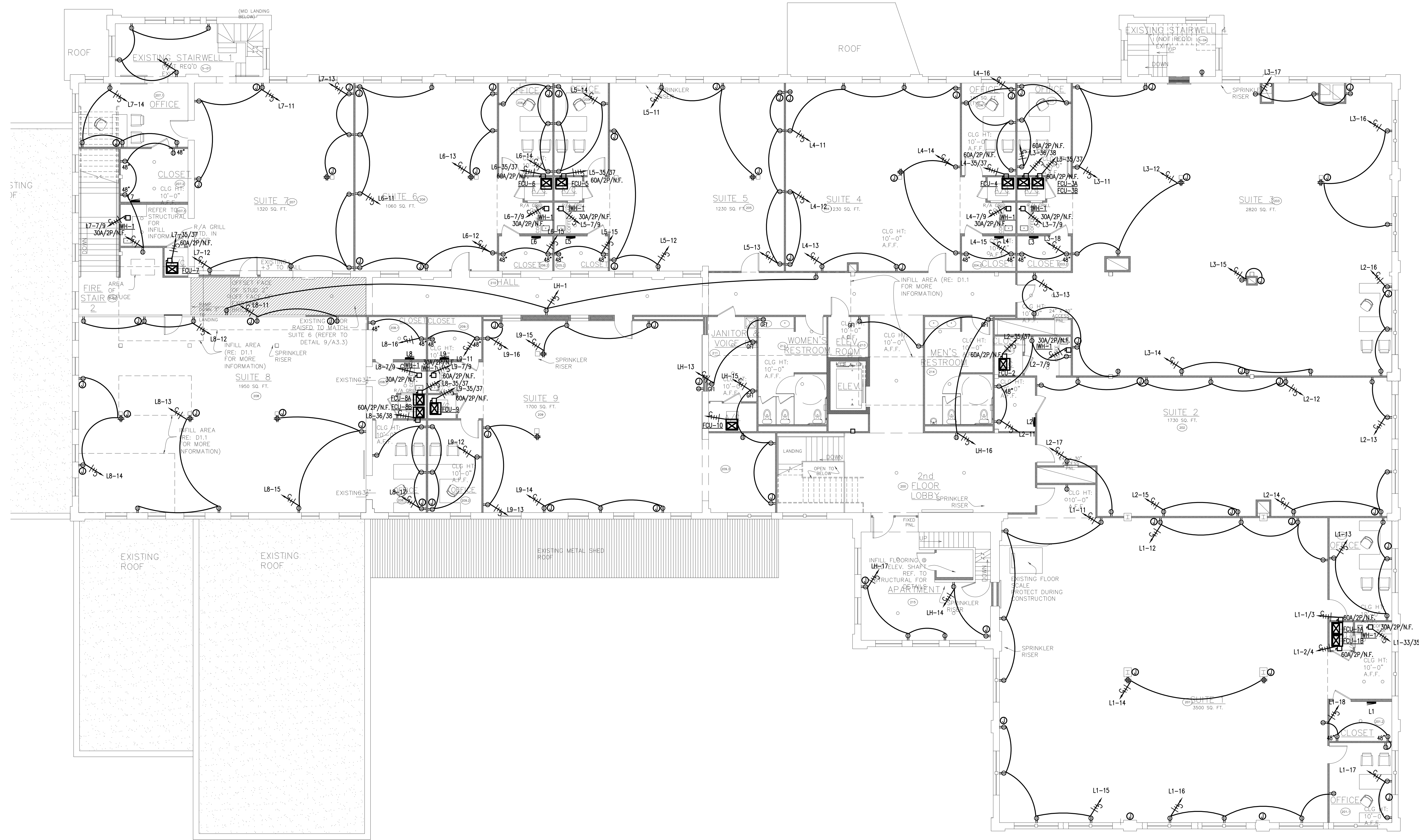
Houston, Texas 77008
 Architect's Project No.: 130104

Progress Set

Ground Floor
 Electrical Plan
 Power

Date: 6/21/13

E1.1



1 SECOND FLOOR ELECTRICAL PLAN – POWER
 Scale: 1/8" = 1'-0"

INTERIM REVIEW ONLY
 Document Incomplete: Not intended for permit or construction.
 Engineer: N. Curt Jones, P.E.
 P.E. Serial No.: 58428
 Date: 11 October 2013



Nonya Grenader FAIA
 ARCHITECT

David Watson, Architect & Associates
 1921 Market Street
 Galveston, Texas 77550
 409-762-8000 (Voice)
 409-762-5256 (Facsimile)
 Architecture, Restoration/Restoration, and Space Planning
 Member of the American Institute of Architects

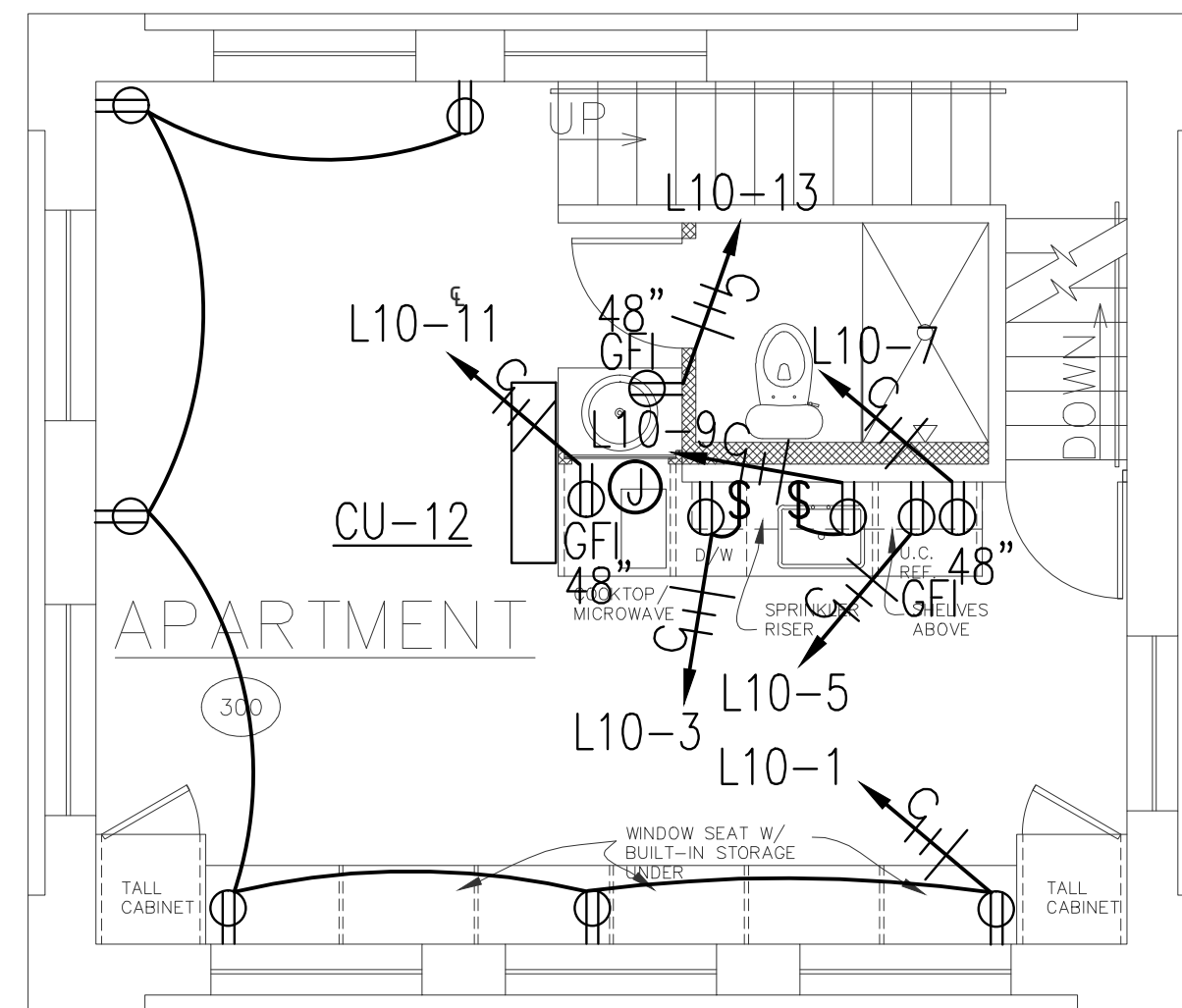
Clock Tower Building
 Phase 4 Renovation

Progress Set

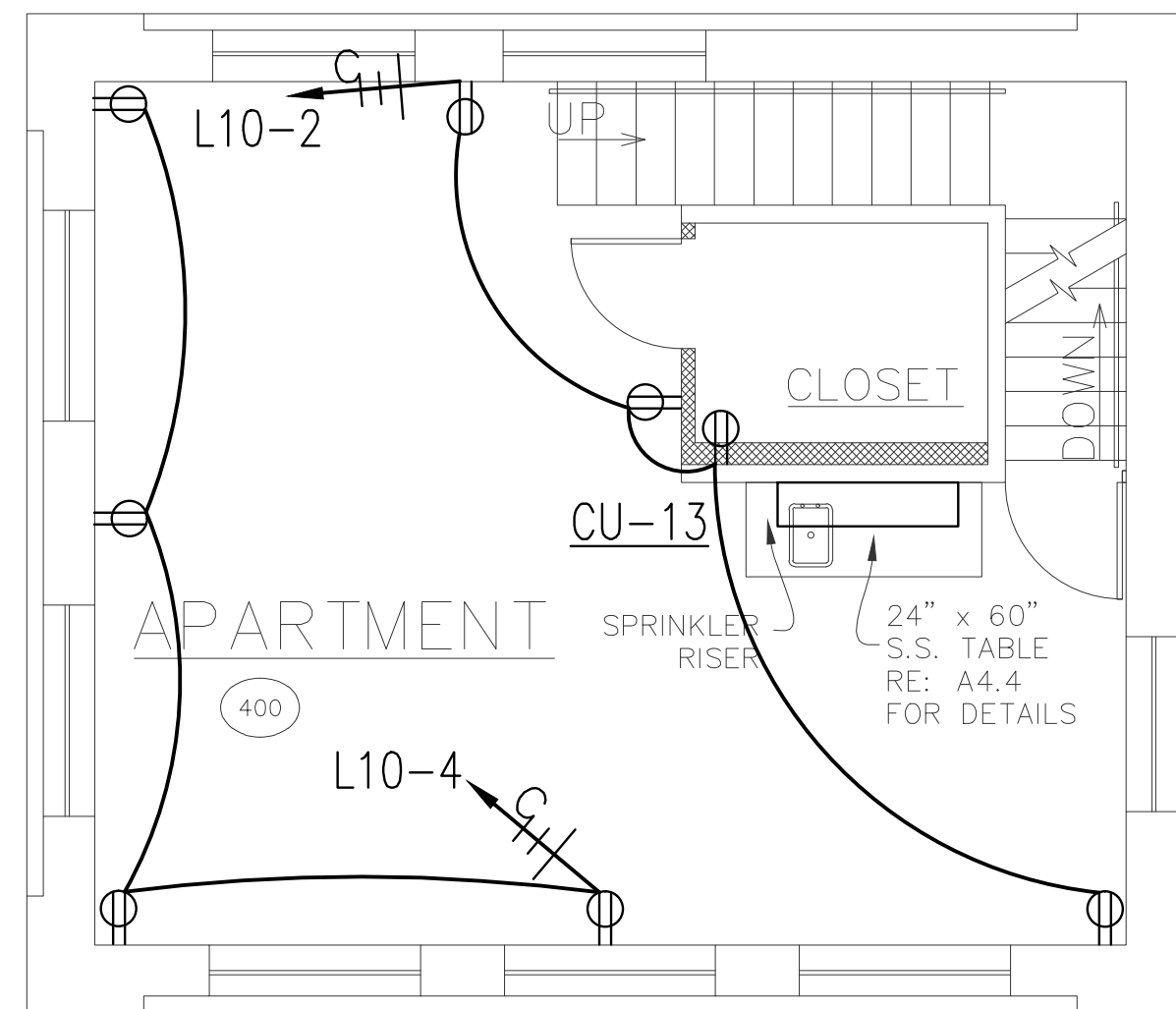
Second Floor
 Electrical Plan
 Power

Date: 6/21/13

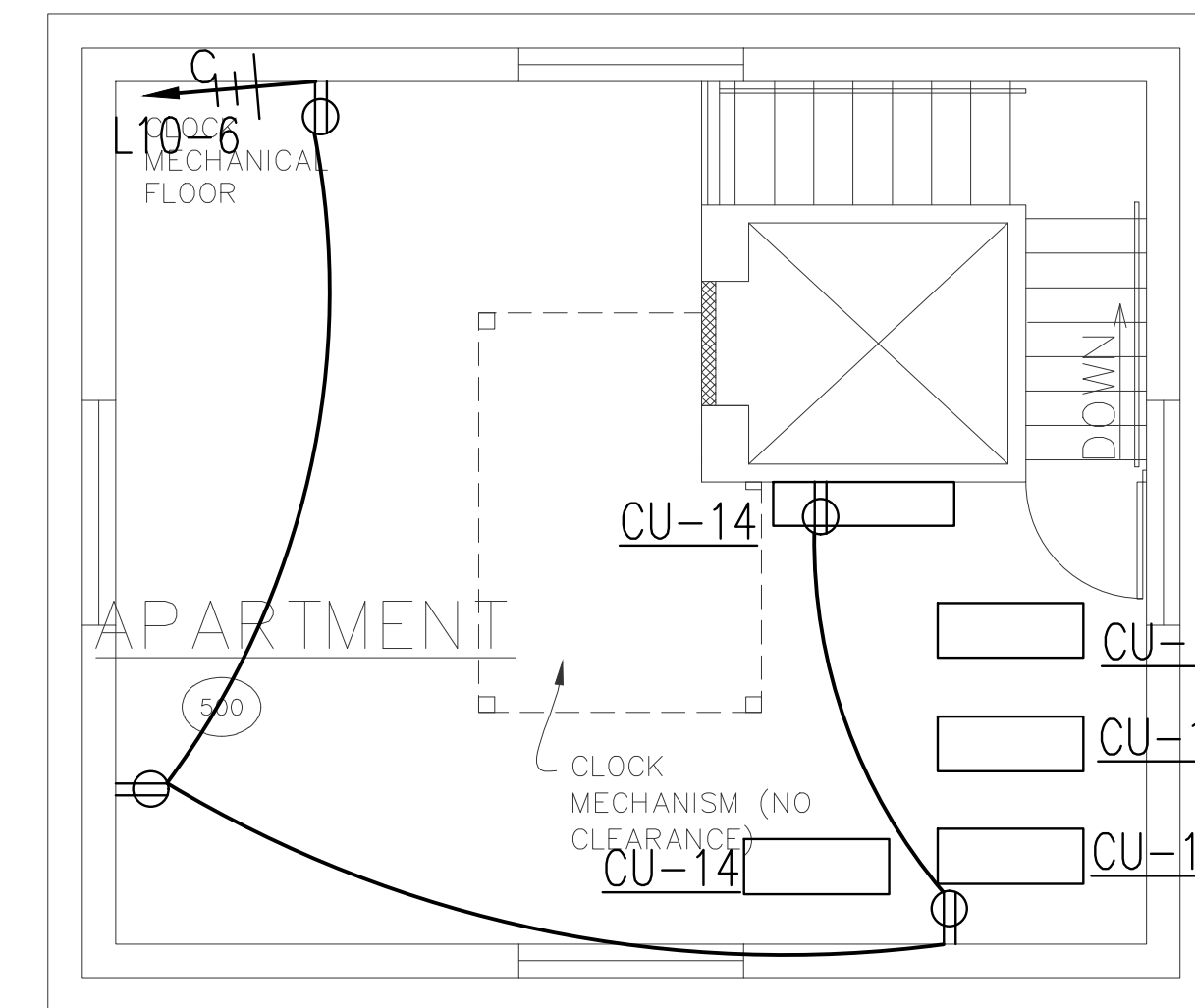
E1.2



1 3rd FLOOR ELECTRICAL PLAN – POWER
Scale: 1/4" = 1'-0"



2 4th FLOOR ELECTRICAL PLAN – POWER
Scale: 1/4" = 1'-0"



3 5th FLOOR ELECTRICAL PLAN – POWER
Scale: 1/4" = 1'-0"

INTERIM REVIEW ONLY
Document Incomplete: Not intended for permit or construction.
Engineer: N. Curt Jones, P.E.
P.E. Serial No.: 58428
Date: 11 October 2013



Nonya Grenader FAIA
ARCHITECT

David Watson, Architect & Associates
1921 Market Street
Galveston, Texas 77550
409-762-8000 (Voice)
409-762-5256 (Facsimile)
Architecture, Renovation/Restoration, and Space Planning
Member of the American Institute of Architects

Clock Tower Building
Phase 4 Renovation

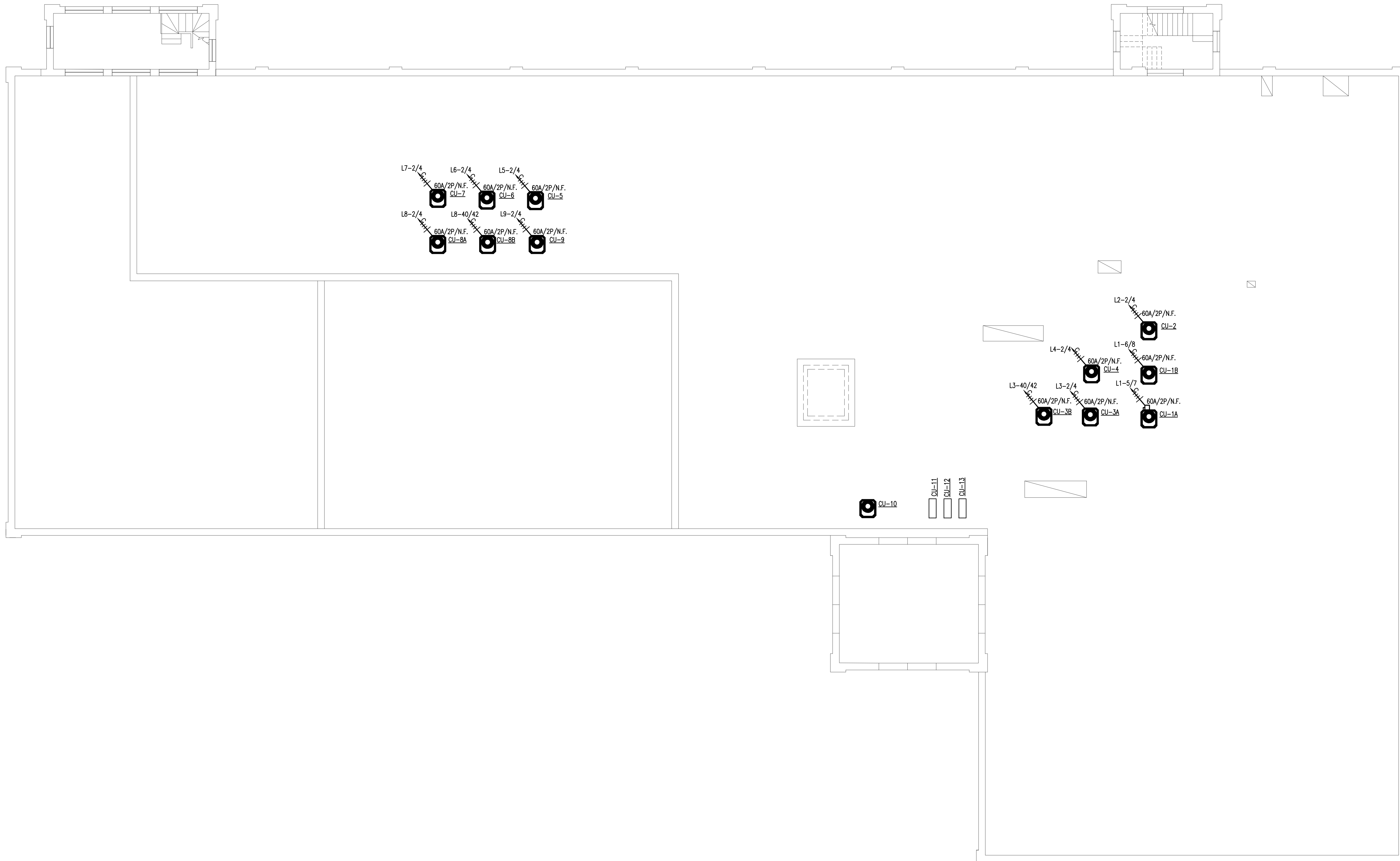
Houston, Texas 77008
Architect's Project No.: 130104

Progress Set

3rd, 4th, & 5th Floor
Electrical Plan
Power


Date: 6/21/13

E1.3



1 ROOF ELECTRICAL PLAN – POWER
 Scale: 1/8" = 1'-0"

INTERIM REVIEW ONLY
 Document Incomplete: Not intended for permit or construction.
 Engineer: N. Curt Jones, P.E.
 P.E. Serial No.: 58428
 Date: 11 October 2013



Norya Grenader FAIA
 ARCHITECT

David Watson, Architect & Associates
 1921 Market Street
 Galveston, Texas 77550
 409-762-8000 (Voice)
 409-762-5256 (Facsimile)
 Architecture, Restoration, and Space Planning
 Member of the American Institute of Architects

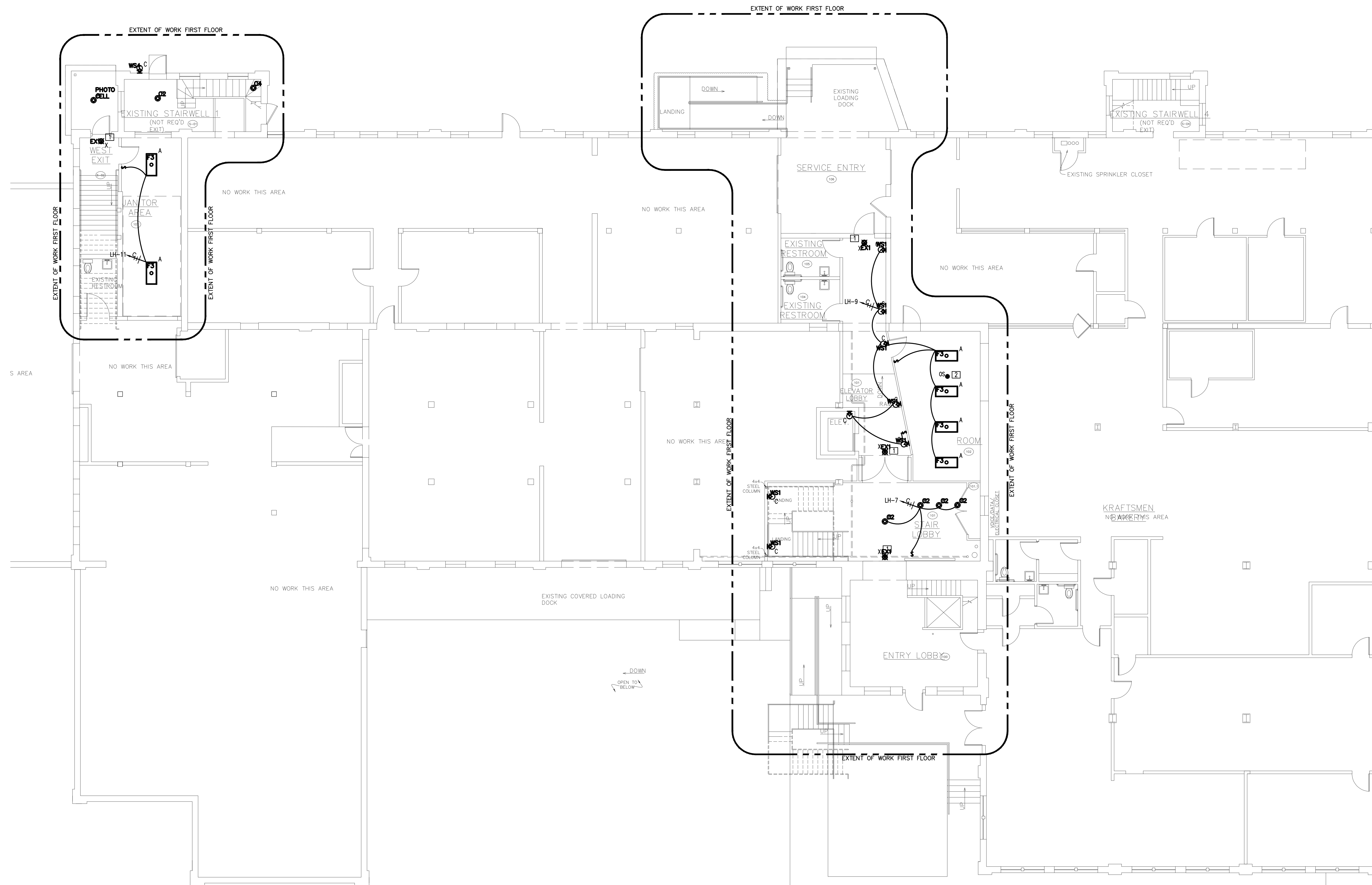
Clock Tower Building
 Phase 4 Renovation
 Houston, Texas 77008
 Architect's Project No.: 130104

Progress Set

Roof
 Electrical Plan
 Power

Date: 6/21/13

E1.4



1 GROUND FLOOR ELECTRICAL PLAN – LIGHTING
 Scale: 1/8" = 1'-0"

INTERIM REVIEW ONLY
 Document Incomplete: Not intended for permit or construction.
 Engineer: N. Curt Jones, P.E.
 P.E. Serial No.: 58428
 Date: 11 October 2013



Nonya Grenader FAIA
 ARCHITECT

David Watson, Architect & Associates
 1921 Market Street
 Galveston, Texas 77550
 409-762-8000 (Voice) 409-762-5256 (Facsimile)
 Architecture, Renovation/Restoration, and Space Planning
 Member of the American Institute of Architects

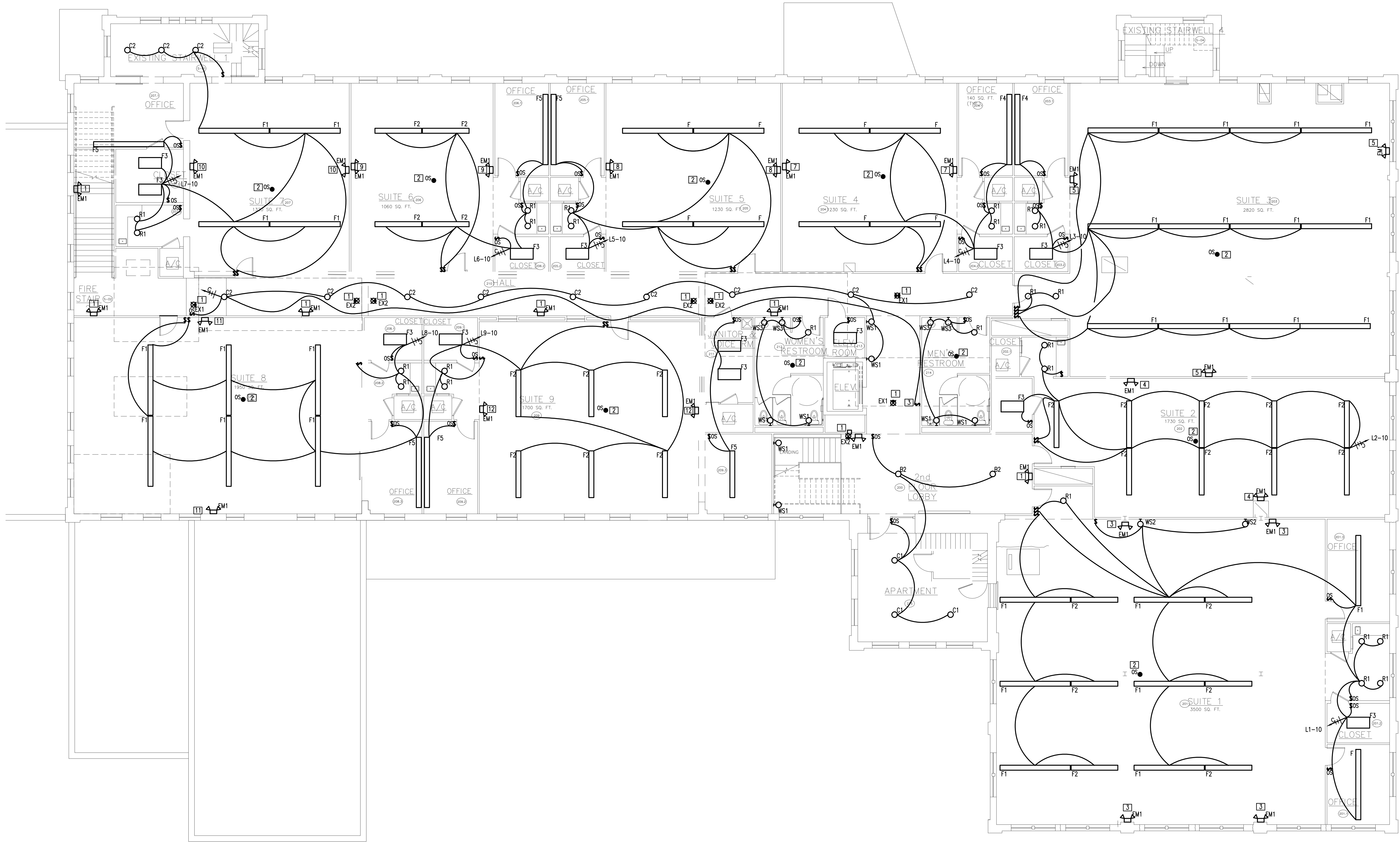
Clock Tower Building
 Phase 4 Renovation
 Houston, Texas 77008
 Architect's Project No.: 130104

Progress Set

Ground Floor
 Electrical Plan
 Lighting

Date: 6/21/13

E2.1



1 SECOND FLOOR ELECTRICAL PLAN - LIGHTING

Scale: 1/8" = 1'-0"

INTERIM REVIEW ONLY
 Document Incomplete: Not intended for permit or construction.
 Engineer: N. Curt Jones, P.E.
 P.E. Serial No.: 58428
 Date: 11 October 2013



Nonya Grenader FAIA
 ARCHITECT

David Watson, Architect & Associates
 1921 Market Street
 Galveston, Texas 77550
 409-762-8000 (Voice)
 409-762-5256 (Facsimile)
 Architecture, Renovation/Restoration, and Space Planning
 Member of the American Institute of Architects

Clock Tower Building
 Phase 4 Renovation

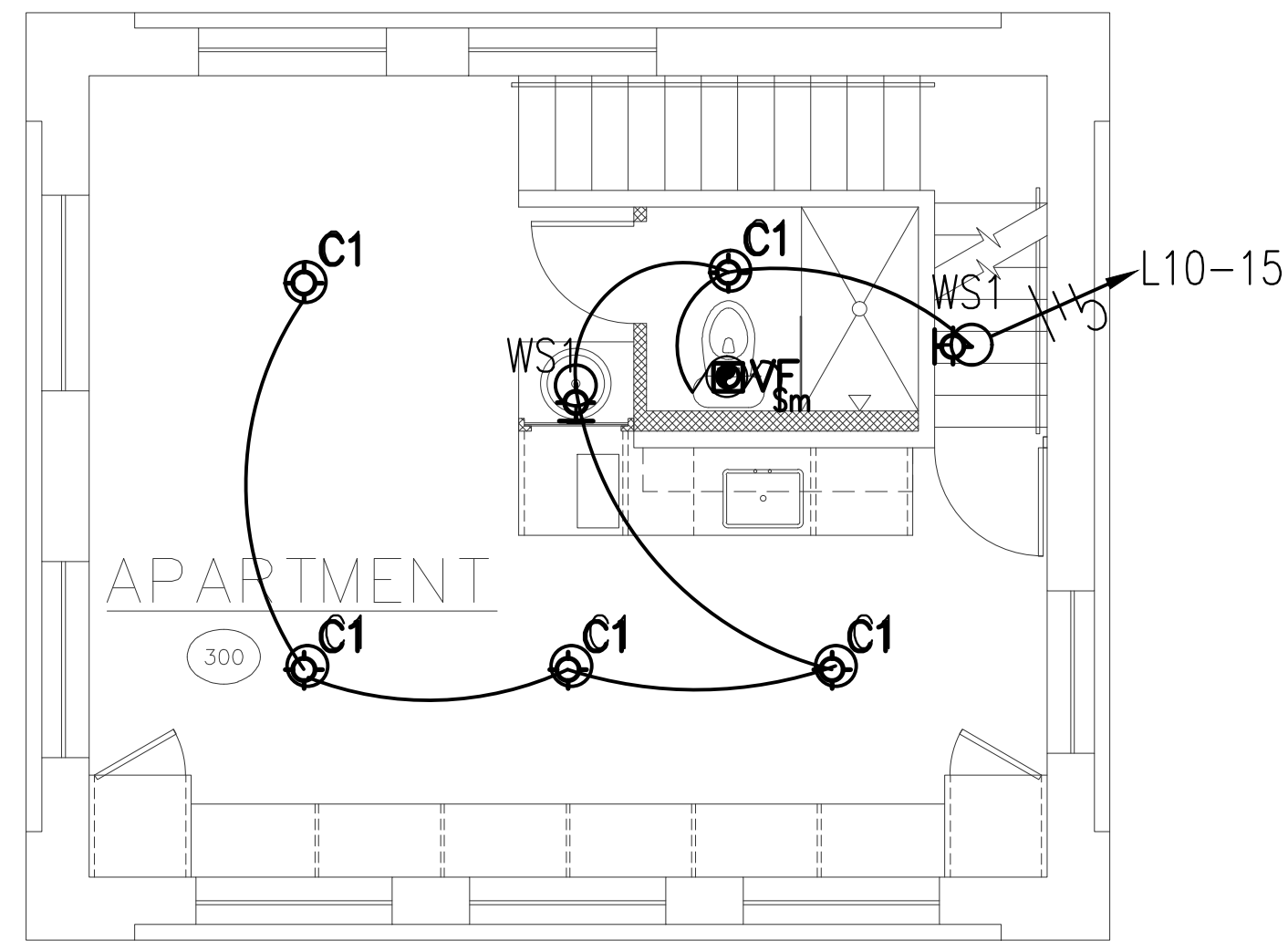
Houston, Texas 77008
 Architect's Project No.: 130104

Progress Set

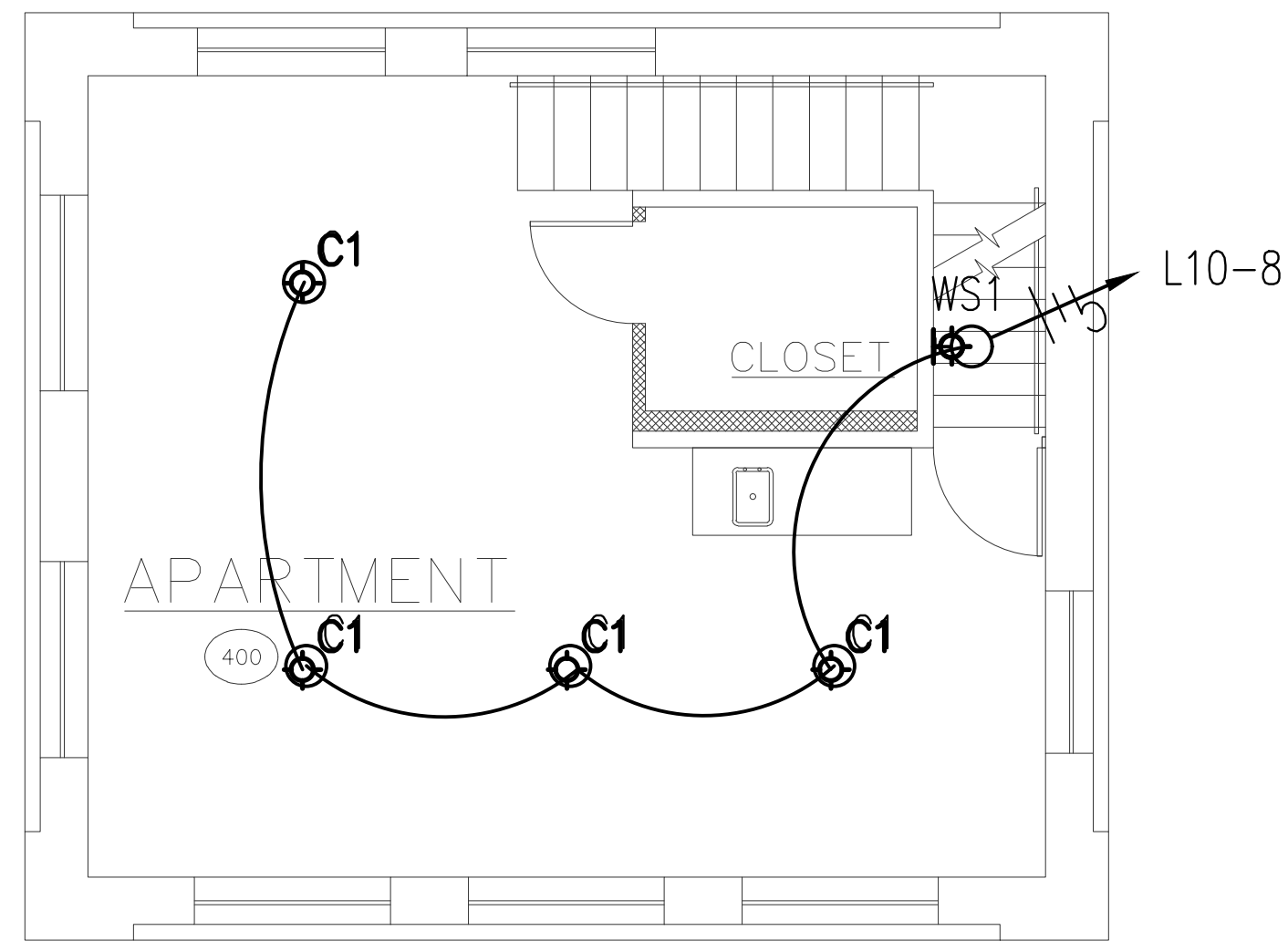
Second Floor
 Electrical Plan
 Lighting

Date: 6/21/13

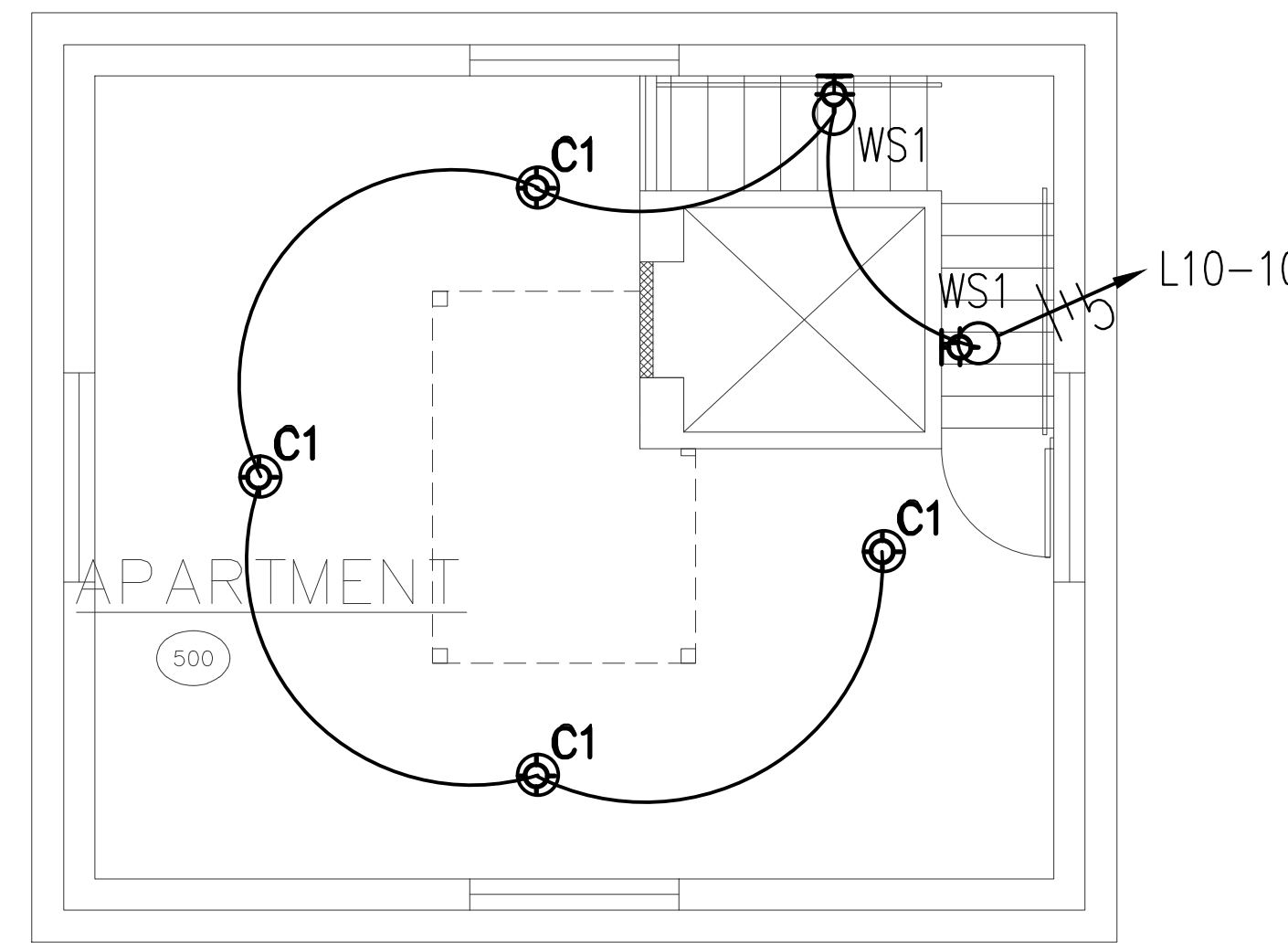
E2.2



① 3rd FLOOR ELECTRICAL PLAN – LIGHTING
Scale: 1/4" = 1'-0"



② 4th FLOOR ELECTRICAL PLAN – LIGHTING
Scale: 1/4" = 1'-0"



③ 5th FLOOR ELECTRICAL PLAN – LIGHTING
Scale: 1/4" = 1'-0"

INTERIM REVIEW ONLY
Document Incomplete: Not intended for permit or construction.
Engineer: N. Curt Jones, P.E.
P.E. Serial No.: 58428
Date: 11 October 2013