


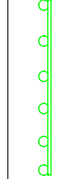






ELECTRICAL FIXTURES SCHEDULE & LEGEND

CLASS			SUPPLY	COUNT	
CLASS 1 DIVISION 2		2x4" RECESSED FLUORESCENT LIGHT FIXTURES WHITEWAY MODEL 3RF-48P (3 LAMPS)/277V, 100W (32W EA.) OR EQUAL. INSTALL IN ALL KITCHEN AND FOOD PREPARATION AREAS.	WHITWAY SUBMITTAL REQUIRED	15	SUBMITTAL REQUIRED
CLASS 1 DIVISION 2		3x6" FC MODEL W/1/2 BULBS W/RECESSED LIGHT FIXTURES WHITEWAY MODEL 3RF-48P 2 BULBS TO SWITCH. MINI. 4HRS POWER BATTERIES BACKUP.	WHITWAY SUBMITTAL REQUIRED	14	SUBMITTAL REQUIRED
CLASS 1 DIVISION 2		2x4" RECESSED FLUORESCENT LIGHT FIXTURES WHITEWAY MODEL 3RF-48P (3 LAMPS)/277V, 100W (32W EA.) SURFACED MOUNTED FIXTURES.	WHITWAY SUBMITTAL REQUIRED	6	SUBMITTAL REQUIRED
CLASS 1 DIVISION 2		COOPER LIGHTING-METALUX 81"=8" LENGTH, V12=VAPOR TILE 32W, 277V, W/6 LAMPS UNV.	COOPER LIGHTING SUBMITTAL REQUIRED	5	SUBMITTAL REQUIRED
CLASS 1 DIVISION 2		"SIRE-LITES" EXIT LIGHT, UN SERIES W/ POWER PACK W/90 MIN	SURE LITES SUBMITTAL REQUIRED	6	SUBMITTAL REQUIRED
CLASS 1 DIVISION 2		"SIRE-LITES" EMERGENCY LIGHT, PLB SERIES W/ POWER PACK W/90 MIN	SURE LITES SUBMITTAL REQUIRED	6	SUBMITTAL REQUIRED
CLASS 1 DIVISION 2		RECESSED CANS, 40W/277V, 1P 6 INCH DOWNLIGHT BLACK BAFFLE/ WHITE IC, 28W/32W TRIPLE CFL, TC, 28W/32W TRIPLE TUBE CFL.	JUNO SUBMITTAL REQUIRED	78	SUBMITTAL REQUIRED
		T.C. TIMER CONTROL, 24 HRS., 7 DAYS ON, 1 HOUR BATTERY BACKUP-POWER FOR 90 MIN.	SUBMITTAL REQUIRED	6	SUBMITTAL REQUIRED
		SWITCHES-- WITH REMOTE CONTROL DEVICE CS 20-WAND INDICATOR PILOT LIGHT, WITH 30 MIN. AUTO OFF & INTEGRATED MOVEMENT SENSOR.	SUBMITTAL REQUIRED	1	SUBMITTAL REQUIRED
		SWITCHES-- "BRYANT" CS 20-W	SUBMITTAL REQUIRED	22	SUBMITTAL REQUIRED
CLASS 1 DIVISION 2		ADJUSTABLE PENDANT LIGHT FIXTURE (F5122) WITH SEPERATE HOLDER (F5110-65) USE 25W/FP FROSTED BULB. WHEN USING BOOTH SEATING A PENDANT LIGHT IS REQUIRED. THE LIGHTS SHALL BE INSTALLED AT A HEIGHT OF 6'6" TO 6'8" FROM THE FLOOR TO THE BOTTOM OF THE FIXTURE. (A PENDANT STEAM KIT IS AVAILABLE THROUGH SPECIALTY STORE LIGHTING FOR USE WITH HIGH CEILING) RECOMMEND INSTALLING CUSTOMER SEATING BEFORE PENDANT LIGHTS TO ALLOW FOR PRECISE PLACEMENT OF FIXTURES OVER TABLE TOPS.	GLASS BEZELS BY OWNER LIGHT FIXTURE SUBMITTAL REQUIRED	26	SUBMITTAL REQUIRED